



INFORM SERIES

01.01.2021



THE INFORM SERIES

Greet the users of the library with the clear design of the Inform series of counters, desks and search stations.

The Inform series is easily recognized due to its up to 40 mm thick panels, creating a continuous frame around the work space. The counter system is specially designed for library use and is both functional, expandable and allows to a great extent customization to your needs. Complement the counter with desks and search stations placed strategically around the library to create functional and user friendly work spaces for both the staff as well as the users of the library.

All three types of work spaces have a range of accessories available to create the right setting for all users.



TECHNICAL SPECIFICATIONS	4
DESIGN OPTIONS	5
SEARCH STATION	8
DESKS	10
COUNTER	14
CONFIGURATION OPTIONS	15
STANDARD COUNTER	16
Standard rectangular counter	18
Standard 45° curved counter	20
Standard 90° curved counter	22
Middle panels	24
Configurations	25
RECESSED COUNTER	26
Recessed rectangular counter	28
Recessed 45° curved counter	30
Recessed 90° curved counter	32
Middle panels	34
Configurations	35
STEP COUNTER	36
Counter tops	38
Front panels	39
Middle panels	40
Configurations	41
HEIGHT ADJUSTABLE COUNTER	42
Height adjustable rectangular counter	46
Front and side panels	47
H740 mm rectangular counter for height adjustable	48
H740 mm 45° curved counter for height adjustable	50
H740 mm 90° curved counter for height adjustable	52
Square corner counter for height adjustable	54
Triangular corner counter for height adjustable	55
Middle panels	56
Configurations	57
CORNER COUNTER	58
Square corner counter top and front panel	59
Triangular corner counter top and front panel	61
INFO TABLES	62
Counter top with foot and side panel	63
Counter top with panel and side panel	65
COUNTER SHELVES	66
For rectangular counter	70
For corner counter	71
For 45° curved counter	72
For 90° curved counter	73
DISPLAY AND STORAGE	74
Corner display unit	75
Display cabinet with storage	77
Display cabinet with drawers	79
Display cabinet with shelves and shelving options	80
Display cabinet with book trolley	81
FUNCTIONS	82
Bag shelves	83
Counter top part with info sign	85
Counter top part with bag shelf	87
Decorative board and info sign	89
Functional accessories	91
Power sockets	92
FRONT PANEL OPTIONS	94
LED lighting	95
Graphics	97
DRILL HOLES FOR CABLE CONDUCT & RFID	98

TECHNICAL SPECIFICATIONS

STEEL COMPONENTS

are powder coated with standard polyester based powders that secures high UV resistance. Powders comply with EN 45545 (fire protection - similar to DIN 4201). Thickness of the coating is 60-80 my.

The powder used includes:

- no triglycidylisocyanurate (TGIC)
- no heavy metal-containing pigments such as lead and cadmium
- no volatiles

Antibacterial equipping of surfaces upon request.

LEG FRAMES

are made of steel section 40 x 40 x 2 mm and 40 x 20 x 2 mm and finished with a powder coat of thermo hardened polyester powder or epoxy (depending on choice of colour). Note: a leg frame is required per counter top in the same counter height.

WOODEN COMPONENTS

are either melamine coated, covered with an High Pressure Laminated (HPL) or have a environmental-friendly transparent lacquered veneer finish. Differences in colour underline the characteristics of veneer and cannot be avoided. They are conform to the norm EN 13986 of material type P2 and must only be used indoors. The border on each wooden panel is finished with an edge of melamine or with an edge of ABS (radius 2 mm). The edges are in the same colour of the wooden panels.

SEARCH STATION AND DESK

are produced in 40 mm particle board and have a melamine/veneer finish.

COUNTERS, SIDE- & MIDDLE PANELS, BAG SHELVES AND COUNTER SHELVES

are produced in 40 mm particle board and have a HPL (High Pressure Laminate) finish.

WOODEN CABINETS, COUNTER TOP PARTS AND DECORATIVE BOARDS

are produced in 19 mm particle board and have a melamine/veneer finish.

STRAIGHT WOODEN FRONT PANELS FOR COUNTERS AND COUNTER SHELVES

are produced in 19 mm particle board and have a melamine/veneer finish.

CURVED WOODEN FRONT PANELS FOR COUNTERS AND COUNTER SHELVES

are produced in 19 mm particle board and have a HPL finish.

PLINTH

is produced in 19 mm particle board and has a HPL aluminum finish.

ACRYLIC COMPONENTS

ACRYLIC FRONT PANELS

are made of 5 mm acrylic glass panel, known as Plexiglas XT®. This material is conform with the EU norm EN 13501-1 (classification D like the German's norm DIN 4102-1)

LIGHTING

LIGHTING FOR COUNTER

You can add light under the counter with the use of an acrylic front panel. This light is only for use indoors and is conform with the norm 60598-1 ed 2000 + A 11 ed. 2000, EN 60598-2-1 Ed. 1998.

CLEANING

Clean wooden-, metal- and acrylic surfaces with a damp cloth and wipe dry with a clean cloth. Use a water based cleaning agent. DO NOT USE A DETERGENT!

DESIGN OPTIONS

STEEL COMPONENTS (see overview page 6)

Price Group 1: no surcharge.

Price Group 2: surcharge of 7%.

Price Group 3: other RAL/NCS colours with a starter fee of EUR 250 and with a surcharge of 15%. A higher surcharge for colours with "metallic" look or different surface textures must be expected.

See specific colour for steel gloss specification. Special requests outside specified gloss range are not covered by the above surcharges.

Chrome, electro galvanised and aluminium parts are not available in other colours.

Products such as e.g. wheels and accurides cannot be produced in other colours than described in the price list.

WOODEN COMPONENTS (see overview page 7)

MELAMINE COATED & HPL

Price Group A: no surcharge.

Price Group B: surcharge of 10%

VENEER

Price Group C: surcharge of 20%.

Table and work surfaces with solid wood veneer only have limited abrasion resistance. We recommend using HPL (which has a special overlay) for these types of surfaces, due to its higher durability against damages and scratches. Do not use veneer surfaces. If veneer is used for counter tops, we do not accept any complaints for damages or scratches.

OTHER FINISHES

Most of the wooden components are available in other finishes, such as laminate (HPL), with a surcharge, please ask customer service.

ACRYLIC COMPONENTS

The acrylic front panels are available in four colours and can be combined with shelf side covers in the same colour. They can also be combined with light. See page 95 for details.



030
Crystal clear



046
Frost white



047
Arctic blue



048
Paprika red

DESIGN OPTIONS

STANDARD COLOURS AND FINISHES FOR STEEL COMPONENTS


PRICE GROUP 1 - SMOOTH FINISH (no surcharge)




A03
Traffic white
RAL 9016
Gloss 75-90




A02
Oyster white
RAL 1013
Gloss 40-50




A22
Moss green
RAL 6005
Gloss 71-85




A26
Fir green
RAL 6009
Gloss 71-85




A12
Steel blue
RAL 5011
Gloss 71-85




A13
Light grey
RAL 7035
Gloss 71-85




A15
Dusty grey
RAL 7037
Gloss 71-85




A16
Traffic grey
RAL 7043
Gloss 71-85




A17
Basalt grey
RAL 7012
Gloss 71-85



A18
Slate grey
RAL 7015
Gloss 71-85



A19
Anthracite grey
RAL 7016
Gloss 71-85




A25
Jet black
RAL 9005
Gloss 71-85


PRICE GROUP 2 - SMOOTH FINISH (7% surcharge)




A01
Pure white
RAL 9010
Gloss 71-85




A04
Traffic yellow
RAL 1023
Gloss 71-85




A05
Sun yellow
RAL 1037
Gloss 71-85




A06
Signal orange
RAL 2010
Gloss 71-85



A07
Pearl orange
RAL 2013
Gloss 65-85




A08
Flame red
RAL 3000
Gloss 71-85




A09
Ruby red
RAL 3003
Gloss 71-85




A21
Reseda green
RAL 6011
Gloss 71-85




A10
Pigeon blue
RAL 5014
Gloss 71-85



A11
Ocean blue
RAL 5020
Gloss 71-85



A14
White aluminium
RAL 9006
Gloss 50-70




A31
Grey aluminium
RAL 9007
Gloss 50-70


PRICE GROUP 2 - TEXTURED FINISH (7% surcharge)




A27
Pure white
RAL 9010




A29
Concertina grey



A28
Grey aluminium
RAL 9007



A23
Anthracite grey
RAL 7016




A24
Graphite black
RAL 9011


DESIGN OPTIONS

STANDARD COLOURS AND FINISHES FOR WOODEN COMPONENTS


PRICE GROUP A - MELAMINE (no surcharge)



D61
Signal white
RAL 9003



D72
Oyster white
Similar to RAL 1013



D62
Pure white
Similar to RAL 9010



D63
Steel blue
RAL 5011



D71
Dusty grey
Similar to RAL 7037



D16
Basalt grey
Similar to RAL 7012



D19
Slate grey
Similar to RAL 7015 and
RAL 7016



D04
Beech decor



D05
Maple decor



D06
Cherry decor



D07
Oak decor



D08
Olive decor

PRICE GROUP B* - MELAMINE (10% surcharge)



D64
Signal yellow
RAL 1003



D65
Yellow orange
RAL 2000



D66
Pure orange
RAL 2004



D67
Traffic red
RAL 3020



E02
Ruby red
Similar to RAL 3003



D13
Lime green
Similar to NCS S1060-G40Y




D68
Reseda green
Similar to RAL 6011



D73
Pigeon blue
RAL 5014



D74
Ocean blue
Similar to RAL 5020



D69
Light grey
Similar to RAL 7035



D70
White aluminium
Similar to RAL 9006



D75
Jet black
Similar to RAL 9005


PRICE GROUP C - VENEER (20% surcharge)



F01
Beech



F02
Maple



F03
Oak



INFORM SEARCH STATION

SINGLE- AND DOUBLE-SIDED

Search station with offset keyboard and monitor levels. Place the CPU in the lockable cabinet with sufficient ventilation provided by the recoiling base and the air and cable conduct. Place freestanding monitor on the top level, alternately install a console for flat-screen monitors. The search station can be placed free-standing as it can be equipped with a back in a different colour (single-sided only).

Inform search station - single-sided

Melamine coated/veneer.

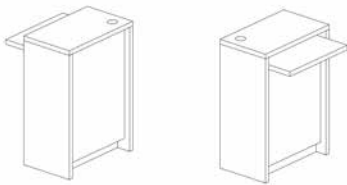
Exterior: W750 x D625 x H1065 mm

Interior: W670 x D260 x H740 mm

Item no.



SINB4200000



Inform search station - double-sided

Melamine coated/veneer.

Exterior: W750 x D1200 x H1065 mm

Interior: W670 x D610 x H740 mm

Item no.



SINB4205000



Console for flat-screen monitor

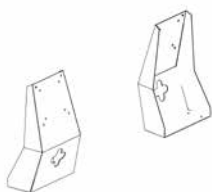
Lacquered steel. Incl. mounting kit.

Ideal for theft and tilt protection.

Item no.



SXXB5605000






Solo



Duo



Twin



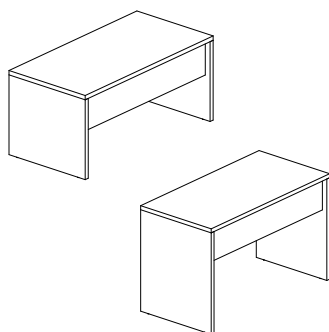
INFORM DESK

SOLO

Create a private workspace and work on your own with the Solo freestanding rectangular desk. For accessories, see page 91.

Rectangular table - freestanding - with panel (H305 mm) placed 50 mm from front

Melamine coated/veneer. For counter with predrilled holes for cable conduct see pages 96-97.



W x D mm	H740 mm Item no.	H1000 mm Item no.
800 500	SINB5110RTF	SINB5110RT9
1000 500	SINB5110ROF	SINB5110RO9
1200 500	SINB5110R2F	SINB5110R29
1400 500	SINB5110R4F	SINB5110R49
1600 500	SINB5110R6F	SINB5110R69
1800 500	SINB5110R8F	SINB5110R89
800 600	SINB5110ATF	SINB5110AT9
1000 600	SINB5110A0F	SINB5110A09
1200 600	SINB5110A2F	SINB5110A29
1400 600	SINB5110A4F	SINB5110A49
1600 600	SINB5110A6F	SINB5110A69
1800 600	SINB5110A8F	SINB5110A89
800 700	SINB5110BTF	SINB5110BT9
1000 700	SINB5110B0F	SINB5110B09
1200 700	SINB5110B2F	SINB5110B29
1400 700	SINB5110B4F	SINB5110B49
1600 700	SINB5110B6F	SINB5110B69
1800 700	SINB5110B8F	SINB5110B89
800 800	SINB5110DTF	SINB5110DT9
1000 800	SINB5110D0F	SINB5110D09
1200 800	SINB5110D2F	SINB5110D29
1400 800	SINB5110D4F	SINB5110D49
1600 800	SINB5110D6F	SINB5110D69
1800 800	SINB5110D8F	SINB5110D89

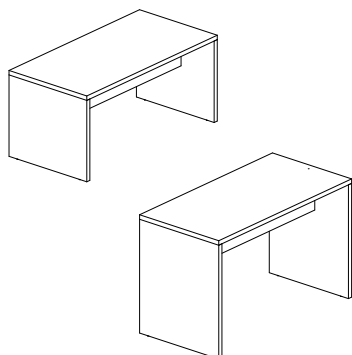
INFORM TABLE

DUO

Work opposite one another with the Duo freestanding, rectangular table. For accessories, see page 91.

Rectangular table - freestanding - with panel (H305 mm) in the centre of table top

Melamine coated/veneer. For counter with predrilled holes for cable conduct see pages 96-97.



W x D mm	H740 mm Item no.	H1000 mm Item no.
800 800	SINB5210TTF	SINB5210TT9
1000 800	SINB5210TOF	SINB5210TO9
1200 800	SINB5210T2F	SINB5210T29
1400 800	SINB5210T4F	SINB5210T49
1600 800	SINB5210T6F	SINB5210T69
1800 800	SINB5210T8F	SINB5210T89
800 1000	SINB52100TF	SINB52100T9
1000 1000	SINB521000F	SINB5210009
1200 1000	SINB521002F	SINB5210029
1400 1000	SINB521004F	SINB5210049
1600 1000	SINB521006F	SINB5210069
1800 1000	SINB521008F	SINB5210089
800 1200	SINB52102TF	SINB52102T9
1000 1200	SINB521020F	SINB5210209
1200 1200	SINB521022F	SINB5210229
1400 1200	SINB521024F	SINB5210249
1600 1200	SINB521026F	SINB5210269
1800 1200	SINB521028F	SINB5210289
800 1400	SINB52104TF	SINB52104T9
1000 1400	SINB521040F	SINB5210409
1200 1400	SINB521042F	SINB5210429
1400 1400	SINB521044F	SINB5210449
1600 1400	SINB521046F	SINB5210469
1800 1400	SINB521048F	SINB5210489
800 1600	SINB52106TF	SINB52106T9
1000 1600	SINB521060F	SINB5210609
1200 1600	SINB521062F	SINB5210629
1400 1600	SINB521064F	SINB5210649
1600 1600	SINB521066F	SINB5210669
1800 1600	SINB521068F	SINB5210689

INFORM TABLE

TWIN

Work or play? Create a fun and interesting - yet functional - sitting or standing area in the library with the Inform curved desk. For accessories, see page 91.

2 x 90° curved tables - freestanding - with panel (H305 mm) in the centre of table top

Melamine coated/veneer. Total length 3250 mm, total depth 1122 mm. For counter with predrilled holes for cable conduct see pages 96-97.

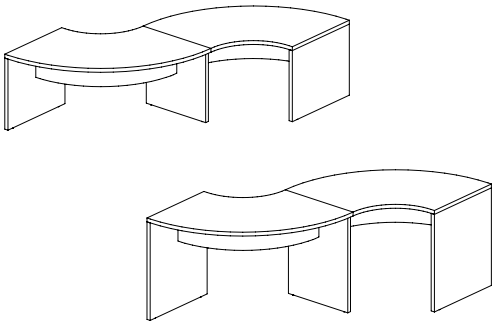
D
mm
800

H740 mm
Item no.

SINB5310DF

H1000 mm
Item no.

SINB5310D9



INFORM COUNTER

Inform is a modular piece of furniture. Straight and curved elements can be used as freestanding counters or randomly combined. The special design of the table tops and side panels creates a continuous surrounding frame which unites the single elements into an expressive optical unit.

Inform's modular construction allows an individual adaptation to functional and design requirements, as well as to architectural conditions. You are able to reconstruct and add on as well as electrically adjust the counter to your ideal working height. Modules in the two heights; 740 and 1000 mm can be combined in many ways. The counter is also suitable for use with RFID systems.

CONSTRUCTION

The construction of the counter Inform is based on a left-to-right sequence (seen from the person's view sitting behind the counter). The counter has 15 mm adjustable feet.

MOUNTING TOLERANCES

All our components for the Inform counter are produced according to the norm DIN ISO 2768-1.

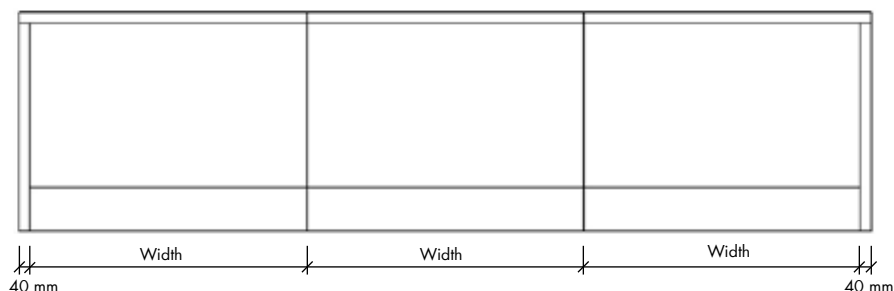
ASSEMBLY

No special fittings or tools are needed.

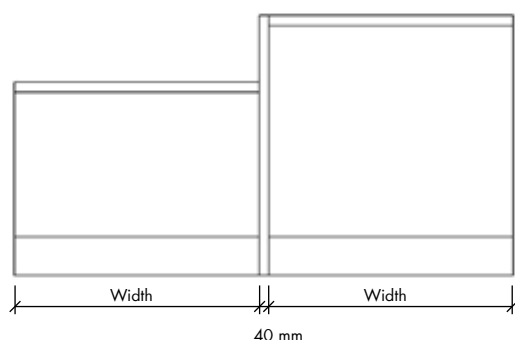
DIMENSIONS

For planning purposes, please note the below measurements. The listed measurements in the catalogue/price list are the effective measurements for the front panels only. It is necessary to add 40 mm with all the side/end panels, step counter middle panels and middle panels in connection with height adjustable counters.

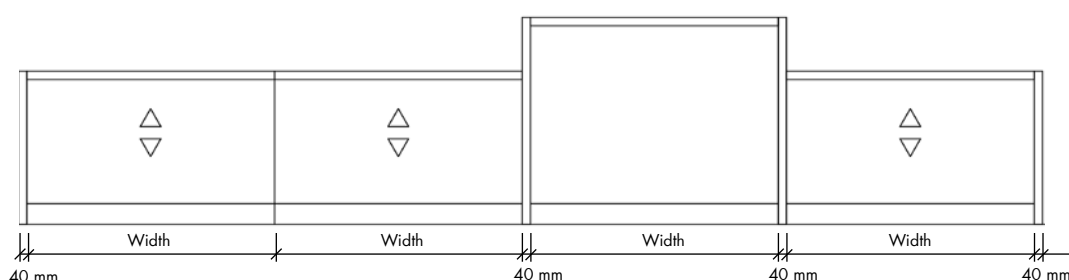
STARTER-, MIDDLE- & END ELEMENT



STEP COUNTER



HEIGHT ADJUSTABLE COUNTER



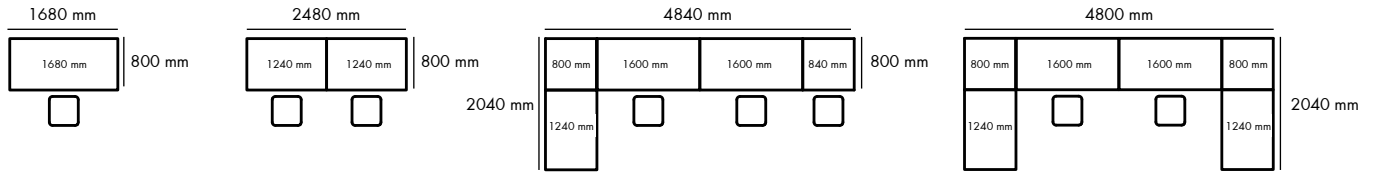
CONFIGURATION OPTIONS

RECTANGULAR COUNTERS

W 600/800/1000/1200/1400/1600 mm (+40 mm per outer panel)

H 740/1000 mm

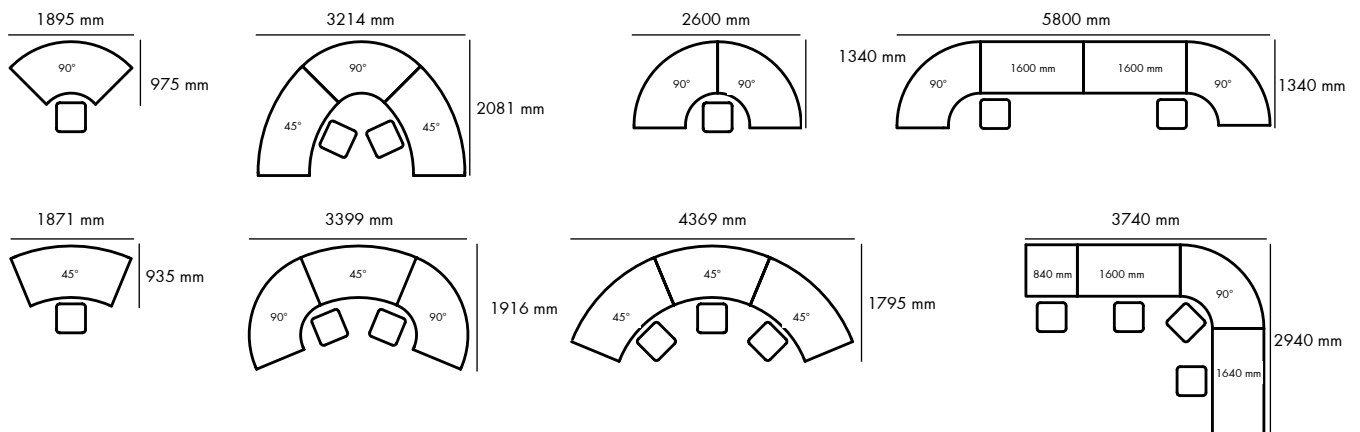
D 800 mm



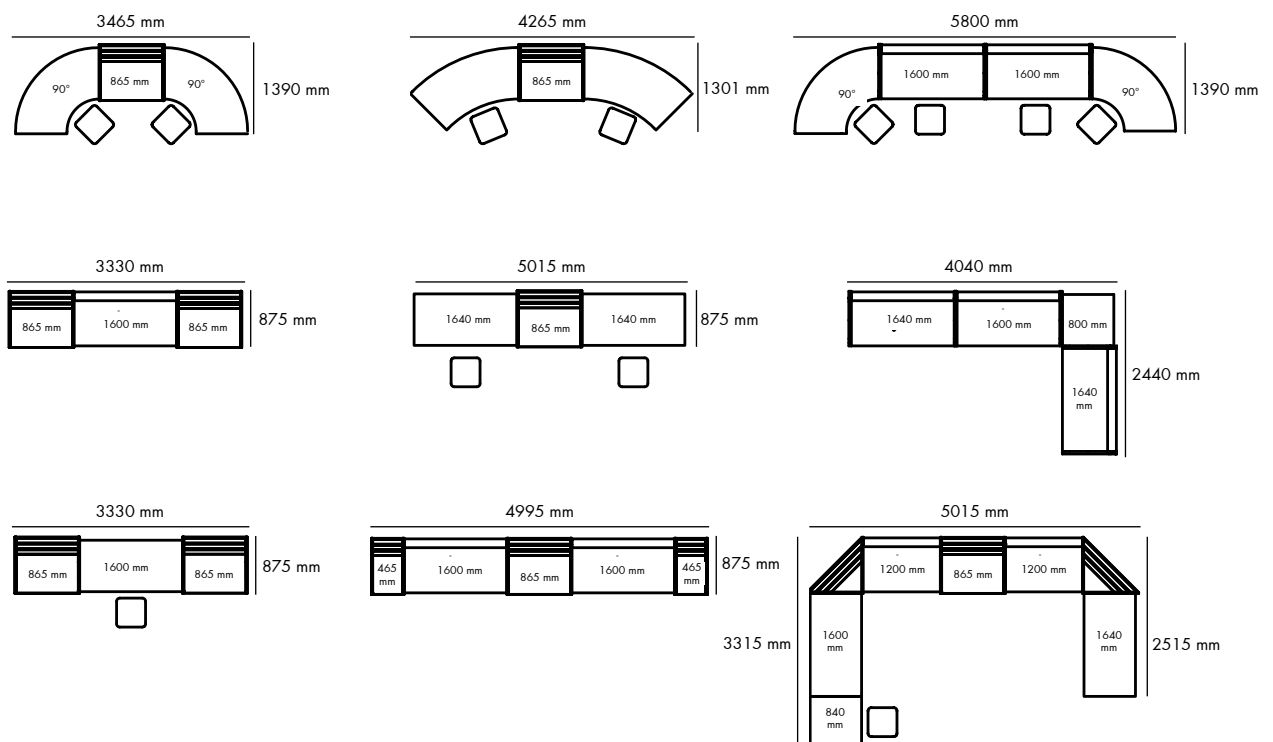
CURVED COUNTERS 45° & 90°

Height: 740/1000 mm
 Inside radius: 1550 mm
 Outer radius: 2350 mm

Height: 740/1000 mm
 Inside radius: 500 mm
 Outer radius: 1300 mm



RECTANGULAR AND CURVED COUNTERS WITH VARIOUS INTEGRATED CABINETS/COUNTERS



STANDARD COUNTER

CONFIGURATION NO. 1



Rectangular counter (with info sign)

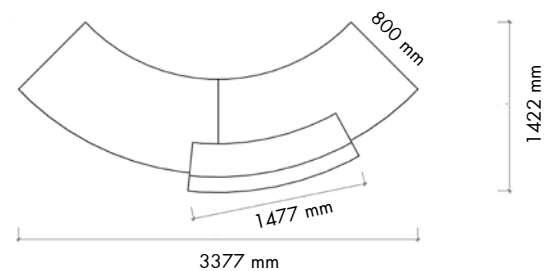
Components	Article no.	Quantity
Rectangular counter - starter (W1240 x H740 mm)	SINB6000A2F	1
Rectangular counter - end (W1240 x H740 mm)	SINB6000E2F	1
Wooden front panel for rectangular counter (W1200 x H740 mm)	SINB604002F	2
Steel leg frame (H740 mm)	SINB690000F	1
Info sign - acrylic frosted white glazed (W600 x H430 mm)	SINB69510A0	1
Monitor arm	SXXB5610000	1

Comments to configuration

- Monitor, office chair and text are not included in price.
- All prices are based on colours and surfaces in price group A. See pages 6-7 for colours.
- We recommend the use of desk grommets, cable rails and drawer pedestals with the Inform counter.
- It is necessary to drill an Ø80 mm hole for the monitor arm on site or modify the article number for counter for predrilled hole - see pages 96-97.

STANDARD COUNTER

CONFIGURATION NO. 2



45° curved counters (with counter top part with bag shelf)

Components	Article no.	Quantity
45° curved counter - starter (H740 mm)	SINB6100A4F	1
45° curved counter - end (H740 mm)	SINB6100E4F	1
Wooden front panel for 45° curved counter (H740 mm)	SINB614004F	2
Steel leg frame (H740 mm)	SINB690000F	1
Wooden counter top part with bag shelf (W1400 x H490 mm)	SINB6921440	1

Comments to configuration

- Computer, office chair and text are not included in price.
- All prices are based on colours and surfaces in price group A. See pages 6-7 for colours.
- We recommend the use of desk grommets, cable rails and drawer pedestals with the Inform counter.

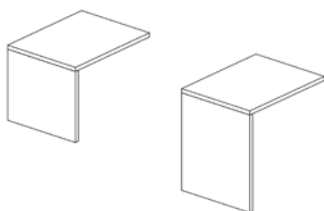
STANDARD COUNTER

RECTANGULAR COUNTERS

Inform's rectangular modules form the basis for a straight design. A single counter itself is an ideal solution for small rooms and is available in two heights; 740 and 1000 mm. The standard counter can be combined with recessed, step, height adjustable (only with H1000 mm standard counter), info and corner counters as well as display cabinets.

Rectangular counter - starter

High pressure laminate (HPL). Remember to order leg frame/middle panel and front panel. For counter with predrilled holes for cable conduct see pages 96-97.



H	x	W	x	D
		mm		
740	640	800		
740	840	800		
740	1040	800		
740	1240	800		
740	1440	800		
740	1640	800		
1000	640	800		
1000	840	800		
1000	1040	800		
1000	1240	800		
1000	1440	800		
1000	1640	800		

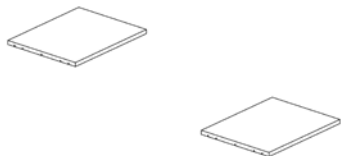
Item no.

SINB6000AAF
SINB6000ATF
SINB6000A0F
SINB6000A2F
SINB6000A4F
SINB6000A6F

SINB6000AA9
SINB6000AT9
SINB6000A09
SINB6000A29
SINB6000A49
SINB6000A69

Rectangular counter - middle

High pressure laminate (HPL). Remember to order leg frame/middle panel and front panel. For counter with predrilled holes for cable conduct see pages 96-97.



H	x	W	x	D
		mm		
740	600	800		
740	800	800		
740	1000	800		
740	1200	800		
740	1400	800		
740	1600	800		
1000	600	800		
1000	800	800		
1000	1000	800		
1000	1200	800		
1000	1400	800		
1000	1600	800		

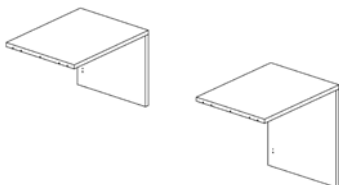
Item no.

SINB6000MAF
SINB6000MTF
SINB6000M0F
SINB6000M2F
SINB6000M4F
SINB6000M6F

SINB6000MA9
SINB6000MT9
SINB6000M09
SINB6000M29
SINB6000M49
SINB6000M69

Rectangular counter - end

High pressure laminate (HPL). Remember to order leg frame/middle panel and front panel. For counter with predrilled holes for cable conduct see pages 96-97.



H	x	W	x	D
		mm		
740	640	800		
740	840	800		
740	1040	800		
740	1240	800		
740	1440	800		
740	1640	800		
1000	640	800		
1000	840	800		
1000	1040	800		
1000	1240	800		
1000	1440	800		
1000	1640	800		

Item no.

SINB6000EAF
SINB6000ETF
SINB6000E0F
SINB6000E2F
SINB6000E4F
SINB6000E6F

SINB6000EA9
SINB6000ET9
SINB6000E09
SINB6000E29
SINB6000E49
SINB6000E69

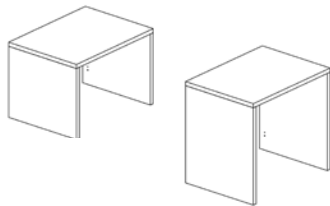
STANDARD COUNTER

RECTANGULAR COUNTERS, FRONT PANELS AND LEG FRAME

Inform's rectangular modules form the basis for a straight design. A single counter itself is an ideal solution for small rooms and is available in two heights; 740 and 1000 mm. The standard counter can be combined with recessed, step, height adjustable (only with H1000 mm standard counter), info and corner counters as well as display cabinets.

Rectangular counter - freestanding

High pressure laminate (HPL). Remember to order front panel. For counter with predrilled holes for cable conduct see pages 96-97.



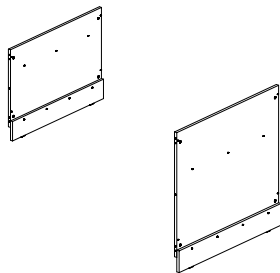
H	x	W	x	D
				mm
740	680	800		
740	880	800		
740	1080	800		
740	1280	800		
740	1480	800		
740	1680	800		
1000	680	800		
1000	880	800		
1000	1080	800		
1000	1280	800		
1000	1480	800		
1000	1680	800		

Item no.

SINB6000SAF
SINB6000STF
SINB6000S0F
SINB6000S2F
SINB6000S4F
SINB6000S6F
SINB6000SA9
SINB6000ST9
SINB6000S09
SINB6000S29
SINB6000S49
SINB6000S69

Wooden front panel for rectangular counter

Melamine coated/veneer.



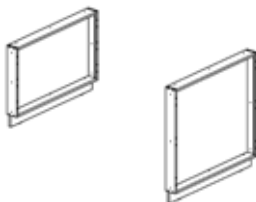
H	x	W
		mm
740	600	
740	800	
740	1000	
740	1200	
740	1400	
740	1600	
1000	600	
1000	800	
1000	1000	
1000	1200	
1000	1400	
1000	1600	

Item no.

SINB60400AF
SINB60400TF
SINB604000F
SINB604002F
SINB604004F
SINB604006F
SINB60400A9
SINB60400T9
SINB6040009
SINB6040029
SINB6040049
SINB6040069

Acrylic front panel for rectangular counter

High pressure laminate (HPL) wooden frame.



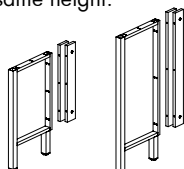
H	x	W
		mm
740	600	
740	800	
740	1000	
740	1200	
740	1400	
740	1600	
1000	600	
1000	800	
1000	1000	
1000	1200	
1000	1400	
1000	1600	

Item no.

SINB60430AF
SINB60430TF
SINB604300F
SINB604302F
SINB604304F
SINB604306F
SINB60430A9
SINB60430T9
SINB6043009
SINB6043029
SINB6043049
SINB6043069

Steel leg frame

Must be used when assembling 2 modules of the same height.



H
mm
740
1000

Item no.

SINB690000F
SINB6900009

STANDARD COUNTER

45° CURVED COUNTERS

The 45° curved counter can easily be combined and each offers a spacious work place. By adding several elements in a row, a large arc is created which will make a remarkable impression even in larger rooms. The standard counter can be combined with recessed, step, height adjustable (only with H1000 mm standard counter), info and corner counters as well as display cabinets.

45° curved counter - starter

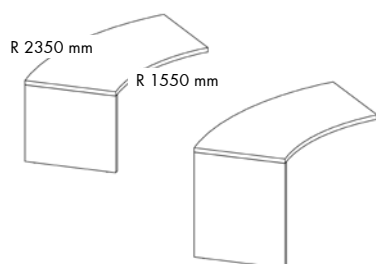
High pressure laminate (HPL). Remember to order leg frame/middle panel and front panel. For counter with predrilled holes for cable conduct see pages 96-97.

H	x	W	x	D
		mm		
740		1835		800
1000		1835		800

Item no.

SINB6100A4F

SINB6100A49



45° curved counter - middle

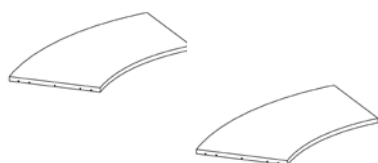
High pressure laminate (HPL). Remember to order leg frame/middle panel and front panel. For counter with predrilled holes for cable conduct see pages 96-97.

H	x	W	x	D
		mm		
740		1800		800
1000		1800		800

Item no.

SINB6100M4F

SINB6100M49



45° curved counter - end

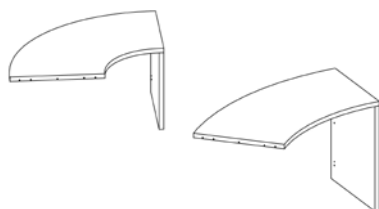
High pressure laminate (HPL). Remember to order leg frame/middle panel and front panel. For counter with predrilled holes for cable conduct see pages 96-97.

H	x	W	x	D
		mm		
740		1835		800
1000		1835		800

Item no.

SINB6100E4F

SINB6100E49



STANDARD COUNTER

45° CURVED COUNTERS, FRONT PANELS AND LEG FRAME

The 45° curved counter can easily be combined and each offers a spacious work place. By adding several elements in a row, a large arc is created which will make a remarkable impression even in larger rooms. The standard counter can be combined with recessed, step, height adjustable (only with H1000 mm standard counter), info and corner counters as well as display cabinets.

45° curved counter - freestanding

High pressure laminate (HPL). Remember to order front panel. For counter with predrilled holes for cable conduct see pages 96-97.

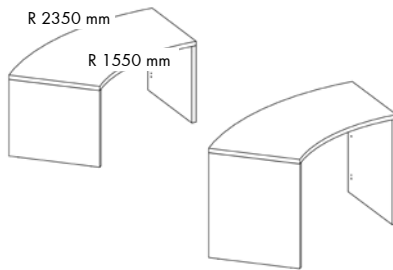
H	x	W	x	D
				mm
740		1870		800
1000		1870		800

Item no.



SINB6100S4F

SINB6100S49



Wooden front panel for 45° curved counter

High pressure laminate (HPL).

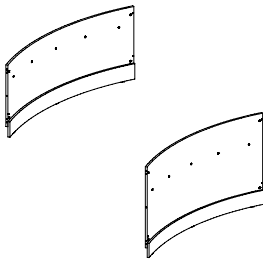
H	x	W
		mm
740		1760
1000		1760

Item no.



SINB614004F

SINB6140049



Acrylic front panel for 45° curved counter

High pressure laminate (HPL) wooden frame.

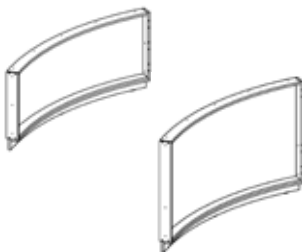
H	x	W
		mm
740		1760
1000		1760

Item no.



SINB614304F

SINB6143049



Steel leg frame

Must be used when assembling 2 modules of the same height.

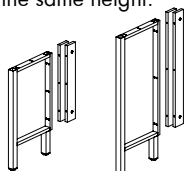
H
mm
740
1000

Item no.



SINB690000F

SINB6900009



STANDARD COUNTER

90° CURVED COUNTERS

The 90° curved counter is an angle-shaped counter, where the corner space between the two sides can be used as a complete and ergonomic workstation. The standard counter can be combined with recessed, step, height adjustable (only with H1000 mm standard counter) and info counters as well as display cabinets.

90° curved counter - starter

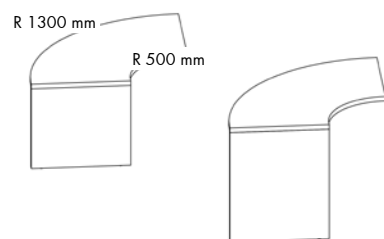
High pressure laminate (HPL). Remember to order leg frame/middle panel and front panel. For counter with predrilled holes for cable conduct see pages 96-97.

H	x	W	x	D
		mm		
740		1870		800
1000		1870		800

Item no.

SINB6100A9F

SINB6100A99



90° curved counter - middle

High pressure laminate (HPL). Remember to order leg frame/middle panel and front panel. For counter with predrilled holes for cable conduct see pages 96-97.

H	x	W	x	D
		mm		
740		1840		800
1000		1840		800

Item no.

SINB6100M9F

SINB6100M99



90° curved counter - end

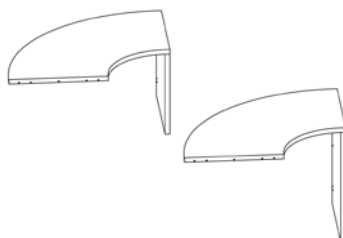
High pressure laminate (HPL). Remember to order leg frame/middle panel and front panel. For counter with predrilled holes for cable conduct see pages 96-97.

H	x	W	x	D
		mm		
740		1870		800
1000		1870		800

Item no.

SINB6100E9F

SINB6100E99



STANDARD COUNTERS

90° CURVED COUNTERS, FRONT PANELS AND LEG FRAME

The 90° curved counter is an angle-shaped counter, where the corner space between the two sides can be used as a complete and ergonomic workstation. The standard counter can be combined with recessed, step, height adjustable (only with H1000 mm standard counter) and info counters as well as display cabinets.

90° curved counter - freestanding

High pressure laminate (HPL). Remember to order front panel. For counter with predrilled holes for cable conduct see pages 96-97.

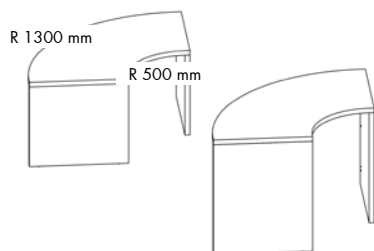
H	x	W	x	D
				mm
740		1900		800
1000		1900		800

Item no.



SINB6100S9F

SINB6100S99



Wooden front panel for 90° curved counter

High pressure laminate (HPL).

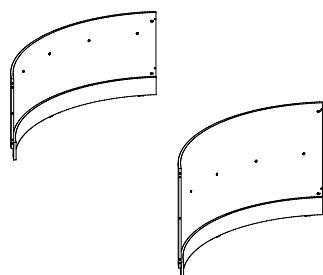
H	x	W
		mm
740		1768
1000		1768

Item no.



SINB614009F

SINB6140099



Acrylic front panel for 90° curved counter

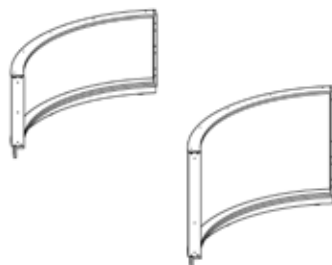
High pressure laminate (HPL) wooden frame.

H	x	W
		mm
740		1768
1000		1768

Item no.

SINB614309F

SINB6143099



Steel leg frame

Must be used when assembling 2 modules of the same height.

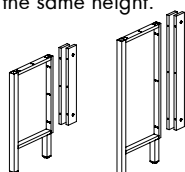
H
mm
740
1000

Item no.



SINB690000F

SINB6900009

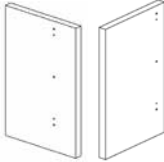


STANDARD COUNTER

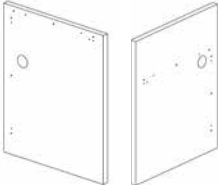
MIDDLE PANELS

If you wish to combine a rectangular/curved counter with recessed rectangular/curved or step counter, you must use one of the panels below. Remember always to construct your counter from left to right when sitting behind the counter.

Middle panel for standard and recessed counter

High pressure laminate (HPL).	Side of panel	H mm	Item no.	■
	Left : Recessed counter Right: Standard counter	740	SINB6300MSF	
	Left: Standard counter Right: Recessed counter	740	SINB6300MFS	

Middle panel for standard and step counter

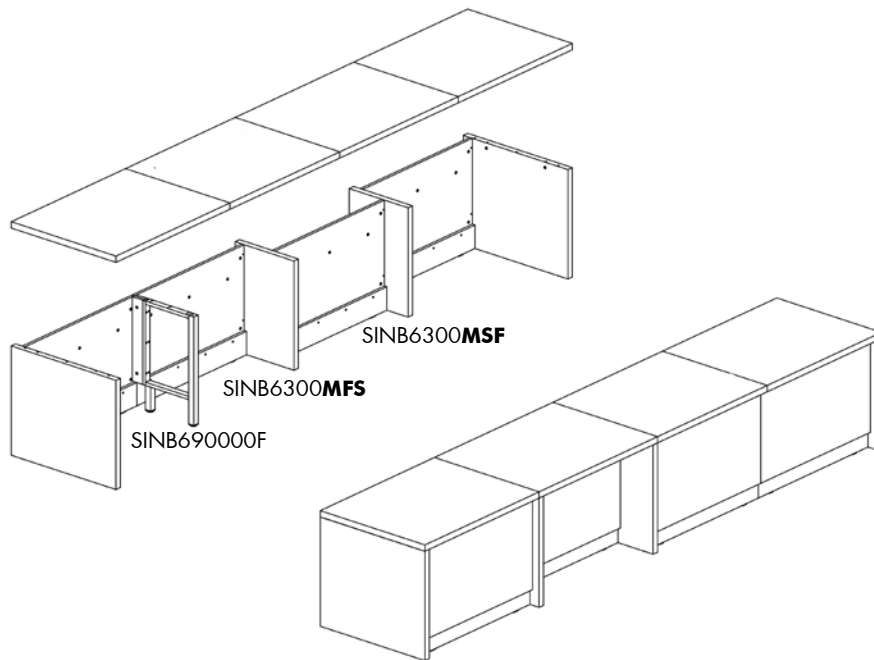
High pressure laminate (HPL).	Side of panel	H mm	Item no.	■
	Left: Step counter Right: Standard counter (H740 mm)	1000	SINB6300M9F	
	Left: Standard counter (H740 mm) Right: Step counter	1000	SINB6300MF9	

STANDARD COUNTER

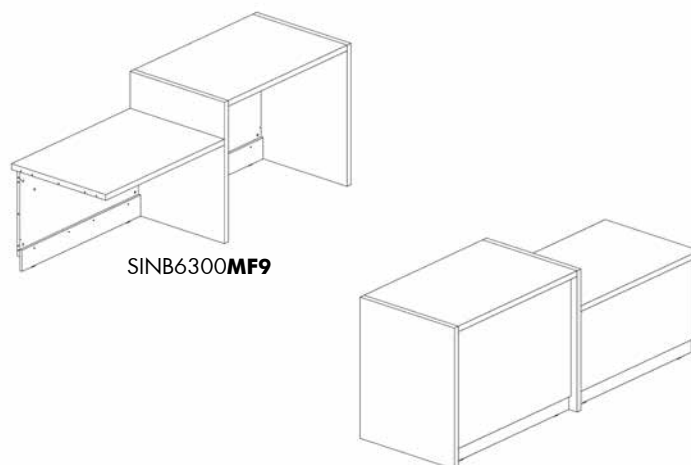
CONFIGURATIONS

If you wish to combine a rectangular/curved counter with recessed rectangular/curved or step counter, you must use one of the middle panels shown on page 24. Remember always to construct your counter from left to right when sitting behind the counter.

Standard rectangular counter with 3 standard fronts and 1 recessed front



Standard rectangular and step counters



RECESSED COUNTER

CONFIGURATION NO. 3



Recessed rectangular counter

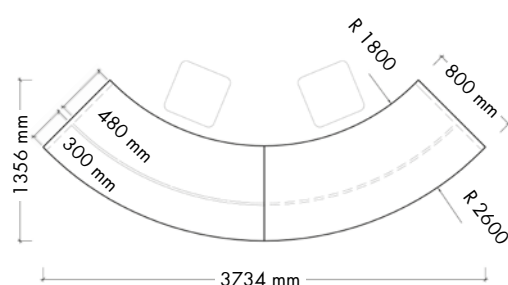
Components	Article no.	Quantity
Recessed rectangular counter - starter (W1240 x H740 mm)	SINB6060A2F	1
Recessed rectangular counter - end (W1240 x H740 mm)	SINB6060E2F	1
Wooden front panel for rectangular counter (W1200 x H740 mm)	SINB604002F	2
Steel leg frame for recessed counter (H740 mm)	SINB690500F	1

Comments to configuration

- Monitor, office chair and text are not included in price.
- All prices are based on colours and surfaces in price group A. See pages 6-7 for colours.
- We recommend the use of desk grommets, cable rails and drawer pedestals with the Inform counter.

RECESSED COUNTER

CONFIGURATION NO. 4



Recessed 45° curved counter

Components	Article no.	Quantity
45° recessed curved counter - starter (H740 mm)	SINB6160A4F	1
45° recessed curved counter - end (H740 mm)	SINB6160E4F	1
Wooden front panel for 45° curved counter (H740 mm)	SINB614004F	2
Steel leg frame for recessed counter (H740 mm)	SINB690500F	1

Comments to configuration

- Computer, office chair, display and text are not included in price.
- All prices are based on colours and surfaces in price group A. See pages 6-7 for colours.
- We recommend the use of desk grommets, cable rails and drawer pedestals with the Inform counter.

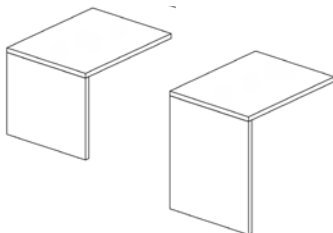
RECESSED COUNTER

RECTANGULAR COUNTERS

The design of Inform's recessed front panel allows for easy access on both sides of the counter and is especially suited for wheelchair use, as the front panel is placed 300 mm from the front. The recessed counter can be combined with standard, step, height adjustable, info and corner counters as well as display cabinets.

Recessed rectangular counter - starter

High pressure laminate (HPL). Remember to order leg frame/middle panel and front panel. For counter with predrilled holes for cable conduct see pages 96-97.



H	x	W	x	D
				mm
740	640	800		
740	840	800		
740	1040	800		
740	1240	800		
740	1440	800		
740	1640	800		
1000	640	800		
1000	840	800		
1000	1040	800		
1000	1240	800		
1000	1440	800		
1000	1640	800		

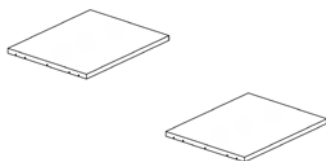
Item no.

SINB6060AAF
SINB6060ATF
SINB6060A0F
SINB6060A2F
SINB6060A4F
SINB6060A6F

SINB6060AA9
SINB6060AT9
SINB6060A09
SINB6060A29
SINB6060A49
SINB6060A69

Recessed rectangular counter - middle

High pressure laminate (HPL). Remember to order leg frame/middle panel and front panel. For counter with predrilled holes for cable conduct see pages 96-97.



H	x	W	x	D
				mm
740	600	800		
740	800	800		
740	1000	800		
740	1200	800		
740	1400	800		
740	1600	800		
1000	600	800		
1000	800	800		
1000	1000	800		
1000	1200	800		
1000	1400	800		
1000	1600	800		

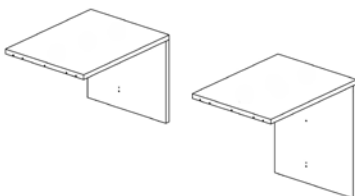
Item no.

SINB6060MAF
SINB6060MTF
SINB6060M0F
SINB6060M2F
SINB6060M4F
SINB6060M6F

SINB6060MA9
SINB6060MT9
SINB6060M09
SINB6060M29
SINB6060M49
SINB6060M69

Recessed rectangular counter - end

High pressure laminate (HPL). Remember to order leg frame/middle panel and front panel. For counter with predrilled holes for cable conduct see pages 96-97.



H	x	W	x	D
				mm
740	640	800		
740	840	800		
740	1040	800		
740	1240	800		
740	1440	800		
740	1640	800		
1000	640	800		
1000	840	800		
1000	1040	800		
1000	1240	800		
1000	1440	800		
1000	1640	800		

Item no.

SINB6060EAF
SINB6060ETF
SINB6060E0F
SINB6060E2F
SINB6060E4F
SINB6060E6F

SINB6060EA9
SINB6060ET9
SINB6060E09
SINB6060E29
SINB6060E49
SINB6060E69

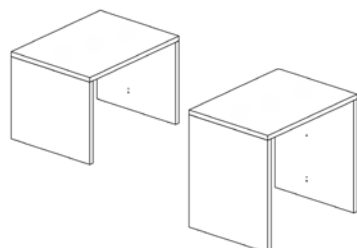
RECESSED COUNTER

RECTANGULAR COUNTERS, FRONT PANELS AND LEG FRAME

The design of Inform's recessed front panel allows for easy access on both sides of the counter and is especially suited for wheelchair use, as the front panel is placed 300 mm from the front. The recessed counter can be combined with standard, step, height adjustable, info and corner counters as well as display cabinets.

Recessed rectangular counter - freestanding

High pressure laminate (HPL). Remember to order front panel. For counter with predrilled holes for cable conduct see pages 96-97.



H	x	W	x	D
				mm
740	680	800		
740	880	800		
740	1080	800		
740	1280	800		
740	1480	800		
740	1680	800		
1000	680	800		
1000	880	800		
1000	1080	800		
1000	1280	800		
1000	1480	800		
1000	1680	800		

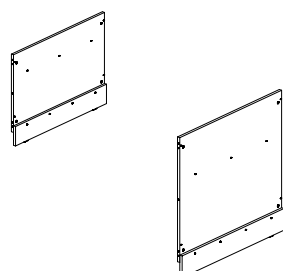
Item no.

SINB6060SAF
SINB6060STF
SINB6060S0F
SINB6060S2F
SINB6060S4F
SINB6060S6F

SINB6060SA9
SINB6060ST9
SINB6060S09
SINB6060S29
SINB6060S49
SINB6060S69

Wooden front panel for recessed rectangular counter

Melamine coated/veneer.



H	x	W
		mm
740	600	
740	800	
740	1000	
740	1200	
740	1400	
740	1600	
1000	600	
1000	800	
1000	1000	
1000	1200	
1000	1400	
1000	1600	

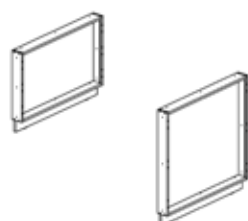
Item no.

SINB60400AF
SINB60400TF
SINB604000F
SINB604002F
SINB604004F
SINB604006F

SINB60400A9
SINB60400T9
SINB6040009
SINB6040029
SINB6040049
SINB6040069

Acrylic front panel for recessed rectangular counter

High pressure laminate (HPL) wooden frame.



H	x	W
		mm
740	600	
740	800	
740	1000	
740	1200	
740	1400	
740	1600	
1000	600	
1000	800	
1000	1000	
1000	1200	
1000	1400	
1000	1600	

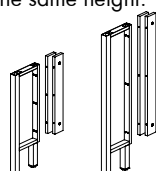
Item no.

SINB60430AF
SINB60430TF
SINB604300F
SINB604302F
SINB604304F
SINB604306F

SINB60430A9
SINB60430T9
SINB6043009
SINB6043029
SINB6043049
SINB6043069

Steel leg frame

Must be used when assembling 2 modules of the same height.



H
mm
740
1000

Item no.

SINB690500F
SINB6905009

RECESSED COUNTER

45° CURVED COUNTERS

The design of Inform's recessed front panel allows for easy access on both sides of the counter and is especially suited for wheelchair use, as the front panel is placed 300 mm from the front. The recessed counter can be combined with standard, step, height adjustable, info and corner counters as well as display cabinets.

45° recessed curved counter - starter

High pressure laminate (HPL). Remember to order leg frame/middle panel and front panel. For counter with predrilled holes for cable conduct see pages 96-97.

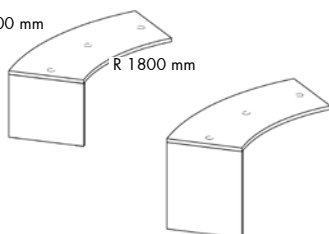
H	x	W	x	D
				mm
740		2030		800
1000		2030		800

Item no.

SINB6160A4F

SINB6160A49

R 2600 mm



45° recessed curved counter - middle

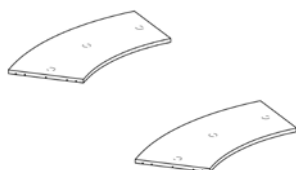
High pressure laminate (HPL). Remember to order leg frame/middle panel and front panel. For counter with predrilled holes for cable conduct see pages 96-97.

H	x	W	x	D
				mm
740		1990		800
1000		1990		800

Item no.

SINB6160M4F

SINB6160M49



45° recessed curved counter - end

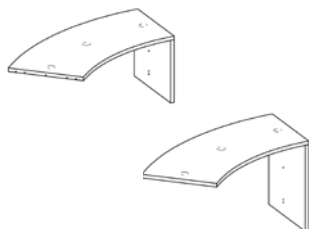
High pressure laminate (HPL). Remember to order leg frame/middle panel and front panel. For counter with predrilled holes for cable conduct see pages 96-97.

H	x	W	x	D
				mm
740		2030		800
1000		2030		800

Item no.

SINB6160E4F

SINB6160E49



RECESSED COUNTER

45° CURVED COUNTERS, FRONT PANELS AND LEG FRAME

The design of Inform's recessed front panel allows for easy access on both sides of the counter and is especially suited for wheelchair use, as the front panel is placed 300 mm from the front. The recessed counter can be combined with standard, step, height adjustable, info and corner counters as well as display cabinets.

45° recessed curved counter - freestanding

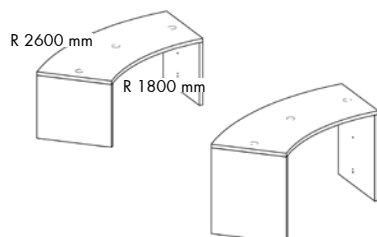
High pressure laminate (HPL). Remember to order front panel. For counter with predrilled holes for cable conduct see pages 96-97.

H	x	W	x	D
				mm
740		2070		800
1000		2070		800

Item no.

SINB6160S4F

SINB6160S49



Wooden front panel for 45° recessed curved counter

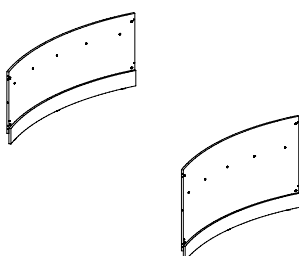
High pressure laminate (HPL).

H	x	W
		mm
740		1760
1000		1760

Item no.

SINB614004F

SINB6140049



Acrylic front panel for 45° recessed curved counter

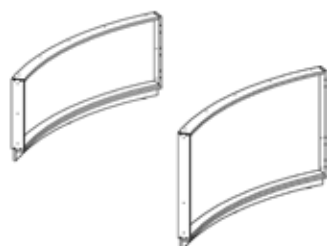
High pressure laminate (HPL) wooden frame.

H	x	W
		mm
740		1760
1000		1760

Item no.

SINB614304F

SINB6143049



Steel leg frame

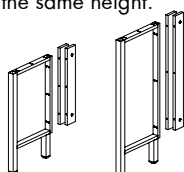
Must be used when assembling 2 modules of the same height.

H
mm
740
1000

Item no.

SINB690500F

SINB6905009



RECESSED COUNTER

90° CURVED COUNTERS

The design of Inform's recessed front panel allows for easy access on both sides of the counter and is especially suited for wheelchair use, as the front panel is placed 300 mm from the front. The recessed counter can be combined with standard, step, height adjustable, info and corner counters as well as display cabinets.

90° recessed curved counter - starter

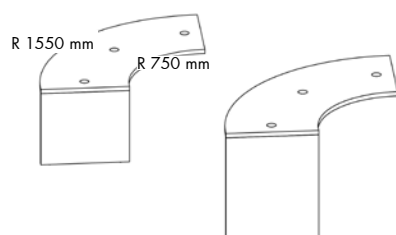
High pressure laminate (HPL). Remember to order leg frame/middle panel and front panel. For counter with predrilled holes for cable conduct see pages 96-97.

H	x	W	x	D
				mm
740		2220		800
1000		2220		800

Item no.

SINB6160A9F

SINB6160A99



90° recessed curved counter - middle

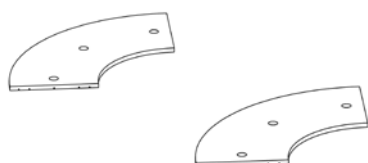
High pressure laminate (HPL). Remember to order leg frame/middle panel and front panel. For counter with predrilled holes for cable conduct see pages 96-97.

H	x	W	x	D
				mm
740		2190		800
1000		2190		800

Item no.

SINB6160M9F

SINB6160M99



90° recessed curved counter - end

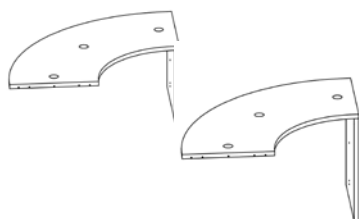
High pressure laminate (HPL). Remember to order leg frame/middle panel and front panel. For counter with predrilled holes for cable conduct see pages 96-97.

H	x	W	x	D
				mm
740		2220		800
1000		2220		800

Item no.

SINB6160E9F

SINB6160E99



RECESSED COUNTER

90° CURVED COUNTERS, FRONT PANELS AND LEG FRAME

The design of Inform's recessed front panel allows for easy access on both sides of the counter and is especially suited for wheelchair use, as the front panel is placed 300 mm from the front. The recessed counter can be combined with standard, step, height adjustable, info and corner counters as well as display cabinets.

90° recessed curved counter - freestanding

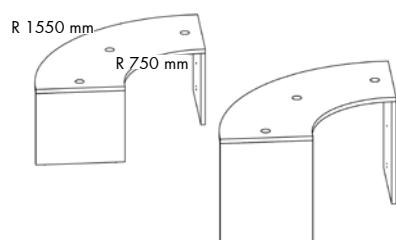
High pressure laminate (HPL). Remember to order front panel. For counter with predrilled holes for cable conduct see pages 96-97.

H	x	W	x	D
				mm
740		2250		800
1000		2250		800

Item no.

SINB6160S9F

SINB6160S99



Wooden front panel for 90° recessed curved counter

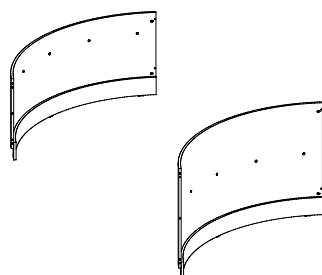
High pressure laminate (HPL).

H	x	W
		mm
740		1768
1000		1768

Item no.

SINB614009F

SINB6140099



Acrylic front panel for 90° recessed curved counter

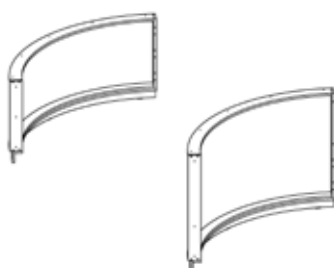
High pressure laminate (HPL) wooden frame.

H	x	W
		mm
740		1768
1000		1768

Item no.

SINB614309F

SINB6143099



Steel leg frame

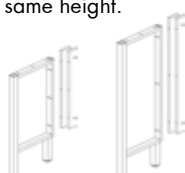
Must be used when assembling 2 modules of the same height.

H
mm
740
1000

Item no.

SINB690500F

SINB6905009

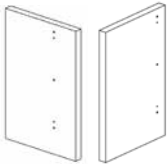
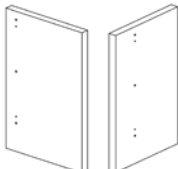


RECESSED COUNTERS

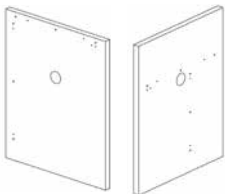
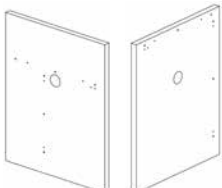
MIDDLE PANELS

If you wish to combine a recessed counter with standard rectangular/curved, height adjustable or step counter, you must use one of the panels below. Remember always to construct your counter from left to right when sitting behind the counter.

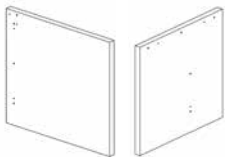
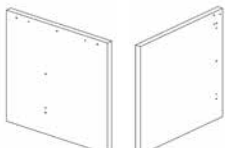
Middle panel for recessed and standard counters

High pressure laminate (HPL).	Side of panel	H mm	Item no.	■
	Left : Recessed counter Right: Standard counter	740	SINB6300MSF	
	Left: Standard counter Right: Recessed counter	740	SINB6300MFS	

Middle panel for recessed and step counter

High pressure laminate (HPL).	Side of panel	H mm	Item no.	■
	Left: Step counter Right: Recessed counter	1000	SINB6300M9S	
	Left: Recessed counter Right: Step counter	1000	SINB6300MS9	

Middle panel for height adjustable and recessed counter

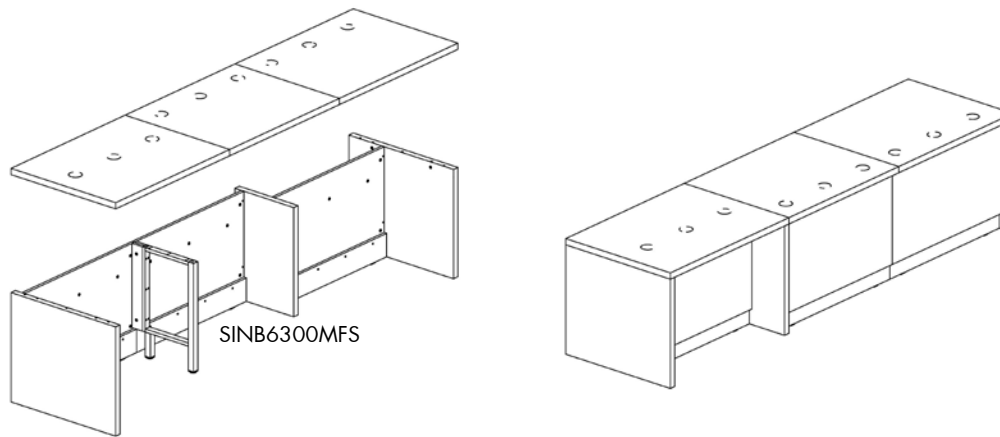
High pressure laminate (HPL).	Side of panel	H mm	Item no.	■
	Left: Height adjustable counter Right: Recessed counter	740	SINB6300MLS	
	Left: Recessed counter Right: Height adjustable counter	740	SINB6300MSL	

RECESSED COUNTERS

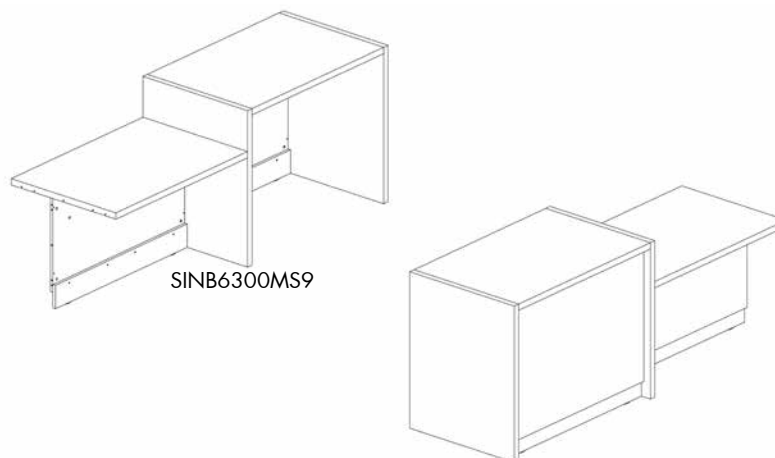
CONFIGURATIONS

If you wish to combine a recessed counter with standard rectangular/curved, height adjustable or step counter, you must use one of the panels on page 34. Remember always to construct your counter from left to right when sitting behind the counter.

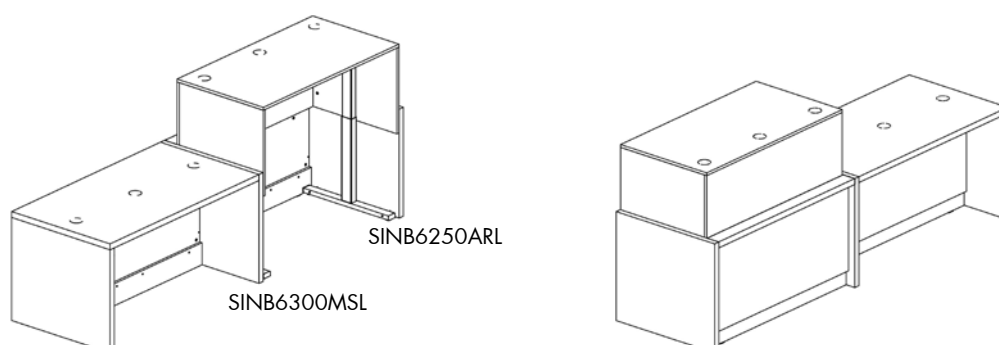
Rectangular counters with 2 standard fronts and 1 recessed front



Recessed and step counters

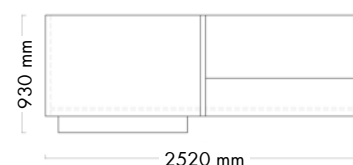


Recessed rectangular and height adjustable counter



STEP COUNTER

CONFIGURATION NO. 5



Rectangular & step counters (with counter shelf and bag shelf)

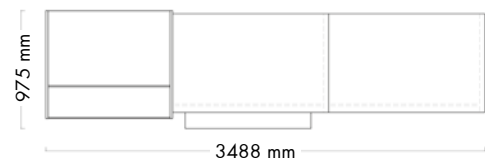
Components	Article no.	Quantity
Rectangular counter - starter (W1240 x H740 mm)	SINB6000A2F	1
Wooden front panel for rectangular counter (W1200 x H740 mm)	SINB604002F	1
Counter shelf and front for rectangular counter - starter (W1240 mm)	SINB6020A20	1
Middle panel for step and standard counter (H1000 mm)	SINB6300MF9	1
Rectangular counter - end (W1240 x H1000 mm)	SINB6000E29	1
Wooden front panel for rectangular counter (W1200 x H1000 mm)	SINB6040029	1
Wooden bag shelf for rectangular counter (W1200 mm)	SINB6010020	1

Comments to configuration

- Monitor, office chair and text are not included in price.
- All prices are based on colours and surfaces in price group A. See pages 6-7 for colours.
- We recommend the use of desk grommets, cable rails and drawer pedestals with the Inform counter.
- The bag shelf is in fact 1000 mm long, adapted to a 1200 mm front panel.

STEP COUNTER

CONFIGURATION NO. 6



Rectangular & step counters with presentation cabinet (with bag shelf)

Components	Article no.	Quantity
Rectangular counter - starter (W1240 x H740 mm)	SINB6000A2F	1
Wooden front panel for rectangular counter (W1200 x H740 mm)	SINB604002F	1
Middle panel for step and standard counter (H1000 mm)	SINB6300MF9	1
Rectangular counter - middle (W1200 x H1000 mm)	SINB6000M29	1
Wooden front panel for rectangular counter (W1200 x H1000 mm)	SINB6040029	1
Display cabinet with 2 shelves & shelving options (W1008 x H1130 mm)	SINB35250W0	1
Ratio steel intermediate shelf with backedge (W1000 x D300 mm)	SRTB2111NW0	4
Wooden bag shelf for rectangular counter (W1200 mm)	SINB6010020	1

Comments to configuration

- Monitor, office chair and text are not included in price.
- All prices are based on colours and surfaces in price group A. See pages 6-7 for colours.
- We recommend the use of desk grommets, cable rails and drawer pedestals with the Inform counter.
- The bag shelf is in fact 1000 mm long, adapted to a 1200 mm front panel.
- Shelves are not included in presentation cabinet. For full overview of shelving options for presentation cabinet, see Ratio system brochure.

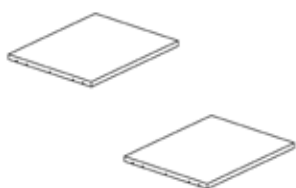
STEP COUNTER

COUNTER TOPS

Vary the height of the Inform counter by adding a simple module - a step counter top. The counter top can be used for the two heights; 740 and 1000 mm. To combine with standard and recessed counters, see page 40.

Step counter top

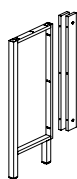
High pressure laminate (HPL). Remember to order middle panels. For counter with predrilled holes for cable conduct see pages 96-97.



H	x	W	x	D	Item no.	■
		mm		mm		
740		600		800	SINB6000MAF	
740		800		800	SINB6000MTF	
740		1000		800	SINB6000M0F	
740		1200		800	SINB6000M2F	
740		1400		800	SINB6000M4F	
740		1600		800	SINB6000M6F	
1000		600		800	SINB6000MA9	
1000		800		800	SINB6000MT9	
1000		1000		800	SINB6000M09	
1000		1200		800	SINB6000M29	
1000		1400		800	SINB6000M49	
1000		1600		800	SINB6000M69	

Steel leg frame

Must be used when assembling 2 modules of the same height.



H	Item no.	●
mm		
1000	SINB6900009	

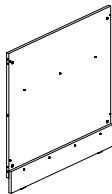
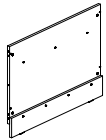
STEP COUNTER

FRONT PANELS

Vary the height of the Inform counter by adding a simple module - a step counter top. The counter top can be used for the two heights; 740 and 1000 mm. To combine with standard and recessed counters, see page 40.

Wooden front panel for step counter

Melamine coated/veneer.



H x W
mm

740 600
740 800
740 1000
740 1200
740 1400
740 1600

1000 600
1000 800
1000 1000
1000 1200
1000 1400
1000 1600

Item no.

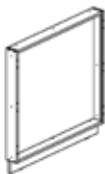
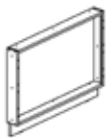


SINB60400AF
SINB60400TF
SINB60400OF
SINB604002F
SINB604004F
SINB604006F

SINB60400A9
SINB60400T9
SINB6040009
SINB6040029
SINB6040049
SINB6040069

Acrylic front panel for step counter

High pressure laminate (HPL) wooden frame.



H x W
mm

74 600
740 800
740 1000
740 1200
740 1400
740 1600

1000 600
1000 800
1000 1000
1000 1200
1000 1400
1000 1600

Item no.



SINB60430AF
SINB60430TF
SINB604300F
SINB604302F
SINB604304F
SINB604306F

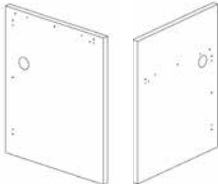
SINB60430A9
SINB60430T9
SINB6043009
SINB6043029
SINB6043049
SINB6043069

STEP COUNTER

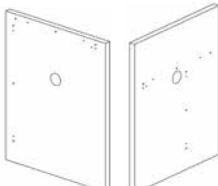
MIDDLE PANELS

It is necessary to order side and middle panels for the step counter, depending on the construction of your complete counter. See overview of panels below. Remember always to construct your counter from left to right when sitting behind the counter!

Middle panel for step and standard counter

High pressure laminate (HPL).	Side of panel	H mm	Item no.	■
	Left: Step counter Right: Standard counter (H740 mm)	1000	SINB6300M9F	
	Left: Standard counter (H740 mm) Right: Step counter	1000	SINB6300MF9	

Middle panel for step and recessed counter

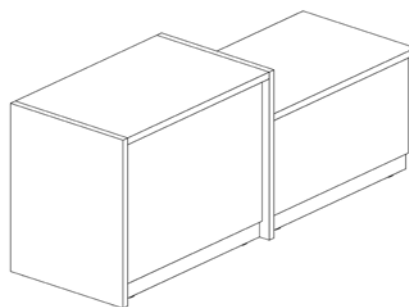
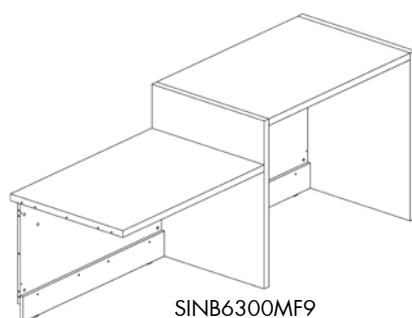
High pressure laminate (HPL).	Side of panel	H mm	Item no.	■
	Left: Step counter Right: Recessed counter	1000	SINB6300M9S	
	Left: Recessed counter Right: Step counter	1000	SINB6300MS9	

STEP COUNTER

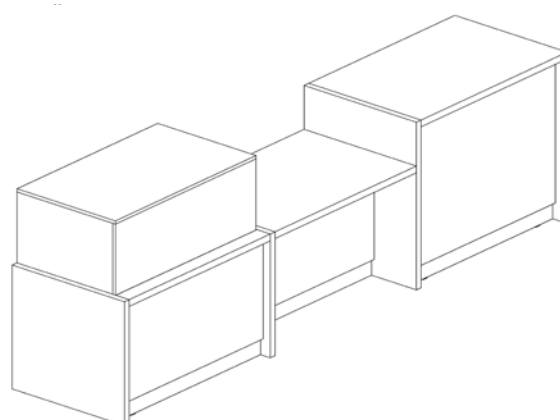
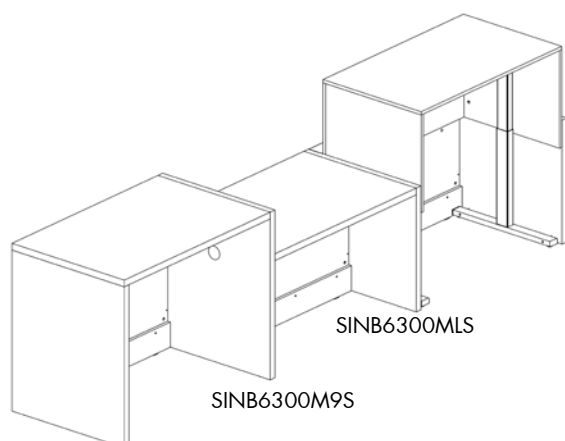
CONFIGURATIONS

The counter can be installed using either the middle panel or leg frame, depending on whether the counter is placed next to another standard counter or display cabinet. See overview of middle panels on page 40. Remember always to construct your counter from left to right when sitting behind the counter!

Standard and step counter

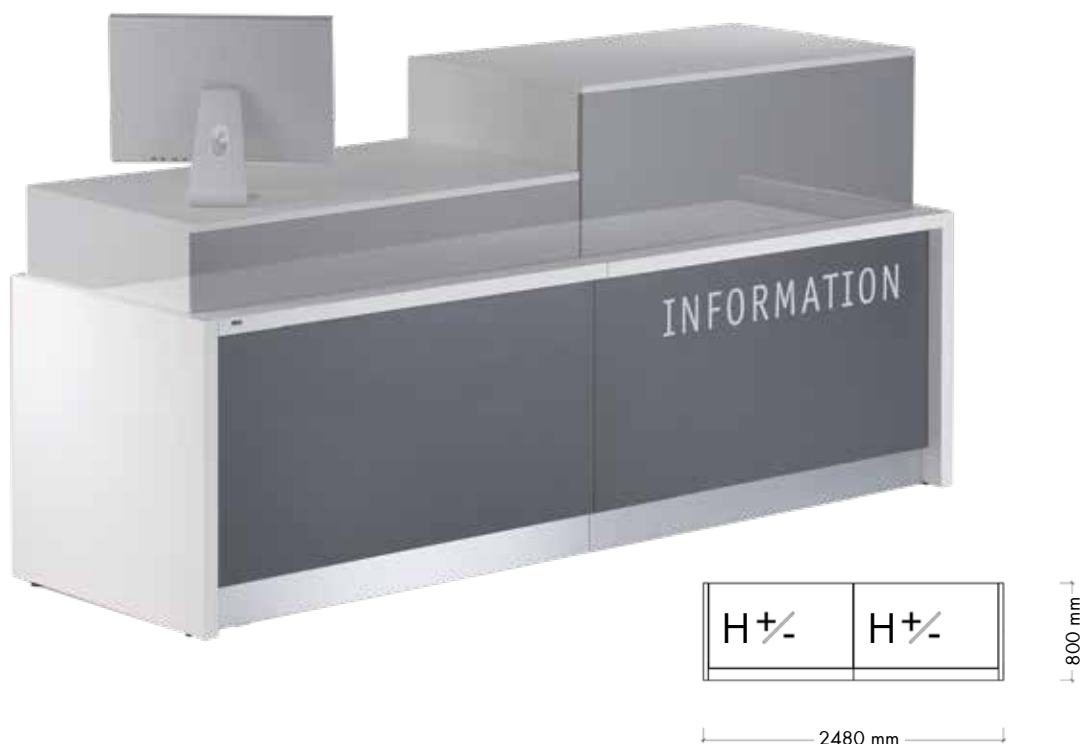


Step, recessed and height adjustable counter



HEIGHT ADJUSTABLE COUNTER

CONFIGURATION NO. 7



Rectangular height adjustable counters

Components	Article no.	Quantity
Left side panel for height adjustable counter (H740 mm)	SINB6250ALL	1
Height adjustable counter - starter, middle and end (W1200 mm)	SINB6810120	2
Wooden front panel for height adjustable counter (W1200 x H740 mm)	SINB6840020	2
Right side panel for height adjustable counter (H740 mm)	SINB6250ARL	1

Comments to configuration

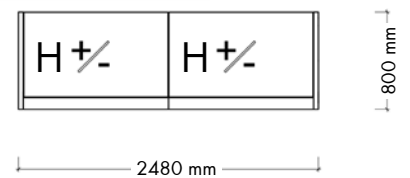
- Monitor and text are not included in price.
- All prices are based on colours and surfaces in price group A. See pages 6-7 for colours.
- We recommend the use of desk grommets, cable rails and drawer pedestals with the Inform counter.

HEIGHT ADJUSTABLE COUNTER

CONFIGURATION NO. 8



Note: the front is flat



Rectangular height adjustable counters (with acrylic front)

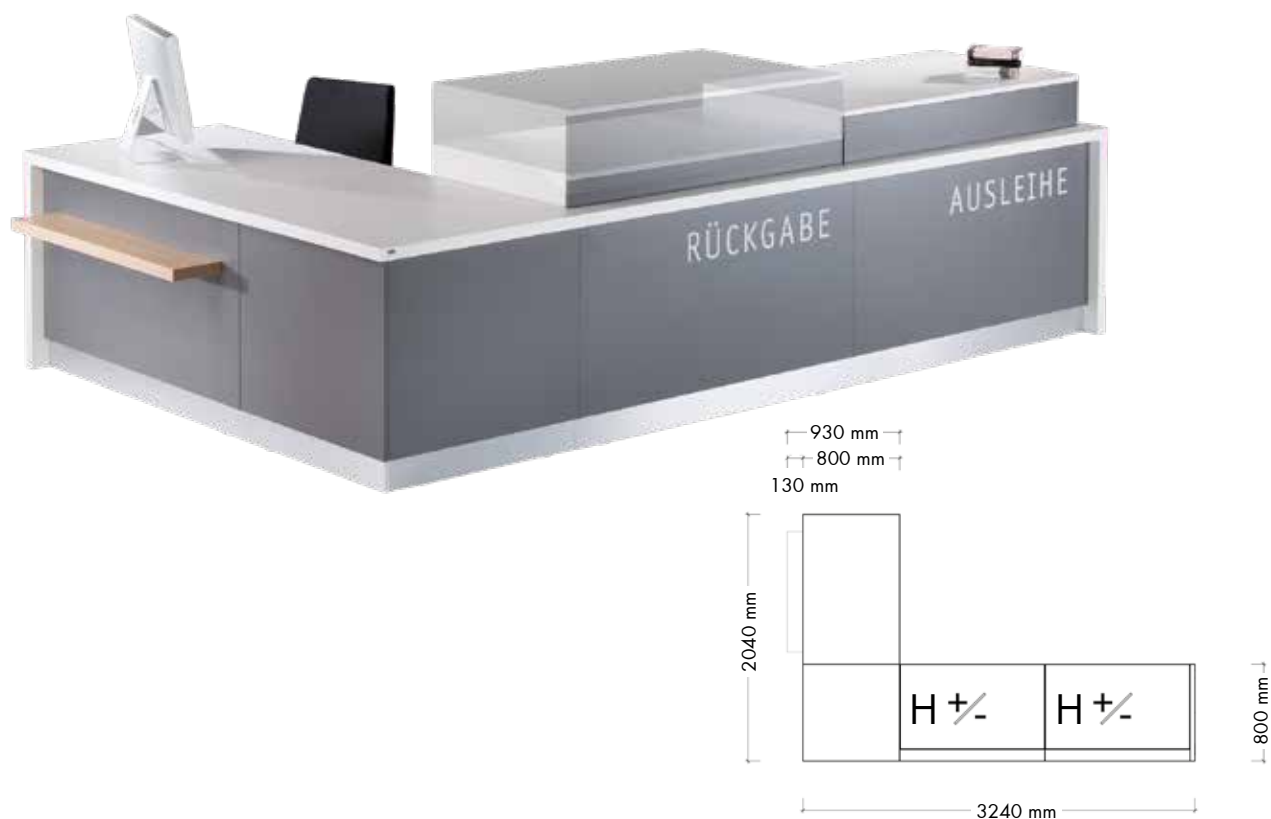
Components	Article no.	Quantity
Left side panel for height adjustable counter (H740 mm)	SINB6250ALL	1
Height adjustable counter - starter, middle and end (W1200 mm)	SINB6810120	2
Acrylic front panel for height adjustable counter (W1200 x H740 mm)	SINB6843020	2
Right side panel for height adjustable counter (H740 mm)	SINB6250ARL	1

Comments to configuration

- Text is not included in price.
- All prices are based on colours and surfaces in price group A. See pages 6-7 for colours.
- We recommend the use of desk grommets, cable rails and drawer pedestals with the Inform counter.

HEIGHT ADJUSTABLE COUNTER

CONFIGURATION NO. 9



Rectangular height adjustable, corner and rectangular counters (with bag shelf)

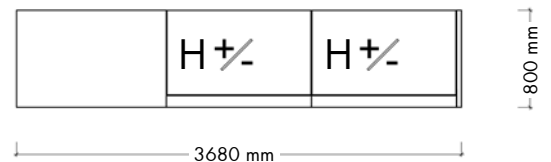
Components	Article no.	Quantity
Left side panel for height adjustable counter (H740 mm)	SINB6250ALL	1
Height adjustable counter - starter, middle and end (W1200 mm)	SINB6810120	2
Wooden front panel for height adjustable counter (W1200 x H740 mm)	SINB6840020	2
Square corner counter top for height adjustable counter on left side	SINB6670LTF	1
Middle panel for height adjustable and standard counter (H740 mm)	SINB6300MLF	1
Wooden front panel for square corner counter (H740 mm)	SINB66400TF	1
Rectangular counter - end (W1240 x H740 mm)	SINB6000E2F	1
Wooden front panel for rectangular counter (W1200 x H740 mm)	SINB604002F	1
Wooden bag shelf for rectangular counter (W1200 mm)	SINB6010020	1

Comments to configuration

- Monitor, office chairs and text are not included in price.
- All prices are based on colours and surfaces in price group A. See pages 6-7 for colours.
- We recommend the use of desk grommets, cable rails and drawer pedestals with the Inform counter.
- The bag shelf is in fact 1000 mm long, adapted to a 1200 mm front panel.

HEIGHT ADJUSTABLE COUNTER

CONFIGURATION NO. 10



Rectangular height adjustable and rectangular counters (with bag shelves)

Components	Article no.	Quantity
Left side panel for height adjustable counter (H740 mm)	SINB6250ALL	1
Height adjustable counter - starter, middle and end (W1200 mm)	SINB6810120	2
Wooden front panel for height adjustable counter (W1200 x H740 mm)	SINB6840020	2
Middle panel for height adjustable and standard counter (H740 mm)	SINB6300MLF	1
Rectangular counter for height adj. counter - end (W1240 x H740 mm)	SINB6000E2F	1
Wooden front panel for rectangular counter (W1200 x H740 mm)	SINB604002F	1
Wooden bag shelf for rectangular counter (W1200 mm)	SINB6010020	2

Comments to configuration

- Monitor, display and text are not included in price.
- All prices are based on colours and surfaces in price group A. See pages 6-7 for colours.
- We recommend the use of desk grommets, cable rails and drawer pedestals with the Inform counter.
- The bag shelves are in fact 1000 mm long, adapted to 1200 mm front panels.

HEIGHT ADJUSTABLE COUNTER

RECTANGULAR COUNTERS

The height adjustable counter is a double construction with a moveable upper part and a fixed lower part. The moveable part of the counter slides along the walls of the fixed parts excluding possible safety risks such as entrapment and bruising. With the electrical driven height adjustable counter, you can adjust your working height ranging between 680 mm and 1180 mm. To construct a complete counter including a height adjustable counter, you must use the products shown on pages 48-56.

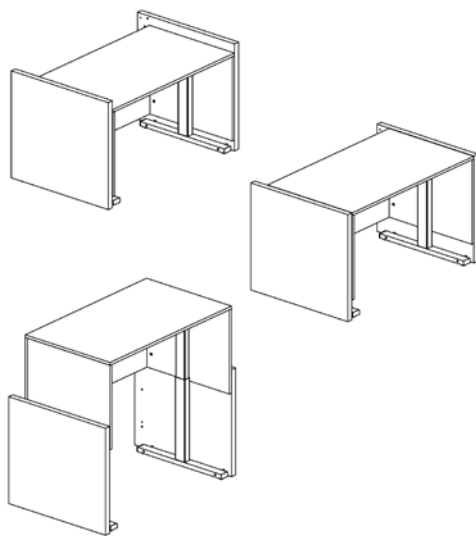
Height adjustable counter - freestanding

Moveable part plastic coated/veneered wood, sides high pressure laminate (HPL). Remember to ask for the appropriate plug/voltage depending on country of delivery. Front panel to be ordered separately. For counter with predrilled holes for cable conduct see pages 96-97.

H	x	W	x	D
				mm
680-1180	1080			700
680-1180	1280			700
680-1180	1480			700
680-1180	1680			700

Item no.

SINB6800S00
SINB6800S20
SINB6800S40
SINB6800S60



Height adjustable counter - starter, middle and end

Moveable part plastic coated/veneered wood. Available in 3 versions:

- (1) for German/European market,
- (2) for US market 110V and
- (3) for UK market.

Front, side and middle panels to be ordered separately. For counter with predrilled holes for cable conduct see pages 96-97.

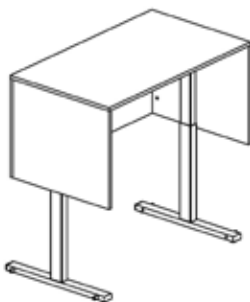
H	x	W	x	D
				mm
680-1180	1000			700
680-1180	1200			700
680-1180	1400			700
680-1180	1600			700
680-1180	1000			700
680-1180	1200			700
680-1180	1400			700
680-1180	1600			700
680-1180	1000			700
680-1180	1200			700
680-1180	1400			700
680-1180	1600			700

Item no.

(1) SINB6810100
SINB6810120
SINB6810140
SINB6810160

(2) SINB6820100
SINB6820120
SINB6820140
SINB6820160

(3) SINB6830100
SINB6830120
SINB6830140
SINB6830160



HEIGHT ADJUSTABLE COUNTER

FRONT AND SIDE PANELS

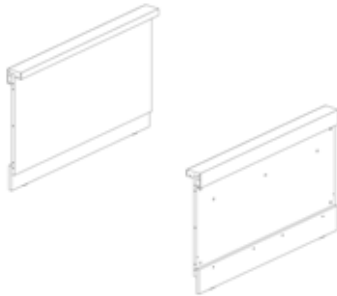
Remember to order front panels for your freestanding height adjustable counter (SINB6800xxx) and side panels and front panels for your built-in height adjustable counter (SINB6810/6820/6830xxx).

Wooden front panel for height adjustable counter

Melamine coated/veneer.

H x W
mm

Item no.



740 1000
740 1200
740 1400
740 1600

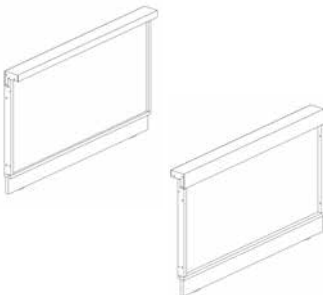
SINB6840000
SINB6840020
SINB6840040
SINB6840060

Acrylic front panel for height adjustable counter

High pressure laminate (HPL) wooden frame.

H x W
mm

Item no.



740 1000
740 1200
740 1400
740 1600

SINB6843000
SINB6843020
SINB6843040
SINB6843060

Side panel for height adjustable counter

High pressure laminate (HPL).

Side

H
mm

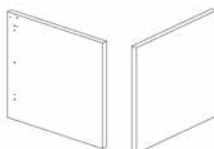
Item no.



Left: No drill holes
Right: Height adjustable counter

740

SINB6250ALL



Left: Height adjustable counter
Right: No drill holes

740

SINB6250ARL

HEIGHT ADJUSTABLE COUNTER

H740 MM RECTANGULAR COUNTERS FOR HEIGHT ADJUSTABLE COUNTER

If you wish to add a rectangular H740 mm counter to Inform height adjustable counters, you must use the counters shown below. If you wish to add a rectangular H1000 mm counter, see page 18. See overview on page 56 to find the correct middle panel for your construction.

H740 mm rectangular counter for right sided height adjustable counter - starter

Left side: Starter

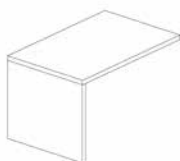
Right side: Height adjustable

High pressure laminate (HPL). Use with middle panel SINB6300MLF, see page 56. Remember to order front panel, see next page. For counters with predrilled holes for cable conduct, see pages 96-97.

H	x	W	x	D
mm				
740		640		800
740		840		800
740		1040		800
740		1240		800
740		1440		800
740		1640		800

Item no.

SINB6070AAF
SINB6070ATF
SINB6070A0F
SINB6070A2F
SINB6070A4F
SINB6070A6F



H740 mm rectangular counter for right sided height adjustable counter - middle

Left side: Rectangular/curved/corner

Right side: Height adjustable

High pressure laminate (HPL). Use with middle panel SINB6300MLF, see page 56. Remember to order front panel, see next page. For counters with predrilled holes for cable conduct, see pages 96-97.

H	x	W	x	D
mm				
740		600		800
740		800		800
740		1000		800
740		1200		800
740		1400		800
740		1600		800

Item no.

SINB6070RAF
SINB6070RTF
SINB6070R0F
SINB6070R2F
SINB6070R4F
SINB6070R6F



H740 mm rectangular counter for height adjustable counter on both sides

Left side: Height adjustable

Right side: Height adjustable

High pressure laminate (HPL). Use with two middle panels SINB6300MFL and SINB6300MLF, see page 56. Remember to order front panel, see next page. For counters with predrilled holes for cable conduct, see pages 96-97.

H	x	W	x	D
mm				
740		600		800
740		800		800
740		1000		800
740		1200		800
740		1400		800
740		1600		800

Item no.

SINB6070BAF
SINB6070BTF
SINB6070B0F
SINB6070B2F
SINB6070B4F
SINB6070B6F



HEIGHT ADJUSTABLE COUNTER

H740 MM RECTANGULAR COUNTERS AND FRONTS FOR HEIGHT ADJUSTABLE COUNTER

If you wish to add a rectangular H740 mm counter to Inform height adjustable counters, you must use the counters shown below. If you wish to add a rectangular H1000 mm counter, see page 18. See overview on page 56 to find the correct middle panel for your construction.

H740 mm rectangular counter for left sided height adjustable counter - middle

Left side: Height adjustable

Right side: Rectangular/curved/corner

High pressure laminate (HPL). Use with middle panel SINB6300MFL, see page 56. Remember to order front panel, see below. For counters with predrilled holes for cable conduct, see pages 96-97.

H x W x D
mm

740	600	800
740	800	800
740	1000	800
740	1200	800
740	1400	800
740	1600	800

Item no.

SINB6070LAF
SINB6070LTF
SINB6070LOF
SINB6070L2F
SINB6070L4F
SINB6070L6F



H740 mm rectangular counter for left sided height adjustable counter - end

Left side: Height adjustable

Right side: End

High pressure laminate (HPL). Use with middle panel SINB6300MFL, see page 56. Remember to order front panel, see below. For counters with predrilled holes for cable conduct, see pages 96-97.

H x W x D
mm

740	640	800
740	840	800
740	1040	800
740	1240	800
740	1440	800
740	1640	800

Item no.

SINB6070EAF
SINB6070ETF
SINB6070EOF
SINB6070E2F
SINB6070E4F
SINB6070E6F



Wooden or acrylic front panel for rectangular counter for height adjustable counter

Wooden: Melamine coated/veneer.

Acrylic: High pressure laminate (HPL) wooden frame.

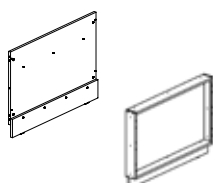
H x W
mm

740	600	SINB60400AF
740	800	SINB60400TF
740	1000	SINB604000F
740	1200	SINB604002F
740	1400	SINB604004F
740	1600	SINB604006F

Item no.
Wooden

Item no.
Acrylic

SINB60430AF
SINB60430TF
SINB604300F
SINB604302F
SINB604304F
SINB604306F



HEIGHT ADJUSTABLE COUNTER

H740 MM 45° CURVED COUNTERS FOR HEIGHT ADJUSTABLE COUNTER

If you wish to add a 45° curved H740 mm counter to Inform height adjustable counters, you must use the counters shown below. If you wish to add a 45° curved H1000 mm counter, see page 20. See overview on page 56 to find the correct middle panel for your construction.

45° curved counter for right sided height adjustable counter - starter

Left side: Starter

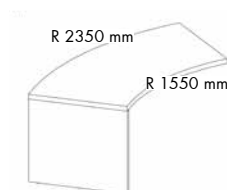
Right side: Height adjustable

High pressure laminate (HPL). Use with middle panel SINB6300MLF, see page 56. Remember to order front panel, see next page. For counters with predrilled holes for cable conduct, see pages 96-97.

H	x	W	x	D
				mm
740		1835		800

Item no.

SINB6170A4F



45° curved counter for right sided height adjustable counter - middle

Left side: Rectangular/curved/corner

Right side: Height adjustable

High pressure laminate (HPL). Use with middle panel SINB6300MLF, see page 56. Remember to order front panel, see next page. For counters with predrilled holes for cable conduct, see pages 96-97.

H	x	W	x	D
				mm
740		1800		800

Item no.

SINB6170R4F



45° curved counter for height adjustable counter on both sides

Left side: Height adjustable

Right side: Height adjustable

High pressure laminate (HPL). Use with two middle panels SINB6300MFL and SINB6300MLF, see page 56. Remember to order front panel, see next page. For counters with predrilled holes for cable conduct, see pages 96-97.

H	x	W	x	D
				mm
740		1800		800

Item no.

SINB6170A4F



HEIGHT ADJUSTABLE COUNTER

H740 MM 45° CURVED COUNTERS AND FRONT PANELS FOR HEIGHT ADJUSTABLE COUNTER

If you wish to add a 45° curved H740 mm counter to Inform height adjustable counters, you must use the counters shown below. If you wish to add a 45° curved H1000 mm counter, see page 20. See overview on page 56 to find the correct middle panel for your construction.

45° curved counter for left sided height adjustable counter - middle

Left side: Height adjustable

Right side: Rectangular/curved/corner

High pressure laminate (HPL). Use with

middle panel SINB6300MFL, see page

56. Remember to order front panel, see

below. For counters with predrilled holes

for cable conduct, see pages 96-97.

H x W x D
mm

740 1800 800

Item no.

SINB6170L4F



45° curved counter for left sided height adjustable counter - end

Left side: Height adjustable

Right side: End

High pressure laminate (HPL). Use with

middle panel SINB6300MFL, see page

56. Remember to order front panel, see

below. For counters with predrilled holes

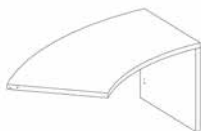
for cable conduct, see pages 96-97.

H x W x D
mm

740 1835 800

Item no.

SINB6170E4F



Wooden or acrylic front panel for 45° curved counter

Wooden: High pressure laminate (HPL)

Acrylic: High pressure laminate (HPL)

wooden frame.

H x W
mm

740 1760

Item no.

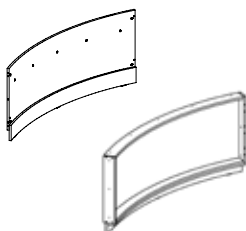
Wooden

SINB614004F

Item no.

Acrylic

SINB614304F



HEIGHT ADJUSTABLE COUNTER

H740 MM 90° CURVED COUNTERS FOR HEIGHT ADJUSTABLE COUNTER

If you wish to add a 90° curved H740 mm counter to Inform height adjustable counters, you must use the counters shown below. If you wish to add a 90° curved H1000 mm counter, see page 22. See overview on page 56 to find the correct middle panel for your construction.

90° curved counter for right sided height adjustable counter - starter

Left side: Starter

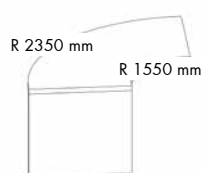
Right side: Height adjustable

High pressure laminate (HPL). Use with middle panel SINB6300MLF, see page 56. Remember to order front panel, see next page. For counters with predrilled holes for cable conduct, see pages 96-97.

H	x	W	x	D
mm				
740		1870		800

Item no.

SINB6170A9F



90° curved counter for right sided height adjustable counter - middle

Left side: Rectangular/curved/corner

Right side: Height adjustable

High pressure laminate (HPL). Use with middle panel SINB6300MLF, see page 56. Remember to order front panel, see next page. For counters with predrilled holes for cable conduct, see pages 96-97.

H	x	W	x	D
mm				
740		1840		800

Item no.

SINB6170R9F



90° curved counter for height adjustable counter on both sides

Left side: Height adjustable

Right side: Height adjustable

High pressure laminate (HPL). Use with two middle panels SINB6300MFL and SINB6300MLF, see page 56. Remember to order front panel, see next page. For counters with predrilled holes for cable conduct, see pages 96-97.

H	x	W	x	D
mm				
740		1840		800

Item no.

SINB6170A9F



HEIGHT ADJUSTABLE COUNTER

H740 MM 90° CURVED COUNTERS AND FRONT PANELS FOR HEIGHT ADJUSTABLE COUNTER

If you wish to add a 90° curved H740 mm counter to Inform height adjustable counters, you must use the counters shown below. If you wish to add a 90° curved H1000 mm counter, see page 22. See overview on page 56 to find the correct middle panel for your construction.

90° curved counter for left sided height adjustable counter - middle

Left side: Height adjustable

Right side: Rectangular/curved/corner

High pressure laminate (HPL). Use with

middle panel SINB6300MFL, see page

56. Remember to order front panel, see

below. For counters with predrilled holes


for cable conduct, see pages 96-97.

H x W x D
mm

740 1840 800

Item no.

SINB6170L9F



90° curved counter for left sided height adjustable counter - end

Left side: Height adjustable

Right side: End

High pressure laminate (HPL). Use with

middle panel SINB6300MFL, see page

56. Remember to order front panel, see

below. For counters with predrilled holes

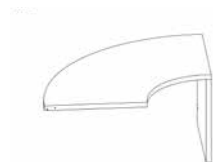
for cable conduct, see pages 96-97.

H x W x D
mm

740 1870 800

Item no.

SINB6170E9F



Wooden or acrylic front panel for 90° curved counter

Wooden: High pressure laminate (HPL)

Acrylic: High pressure laminate (HPL)

wooden frame.

H x W
mm

740 1768

Item no.

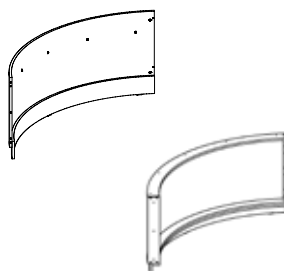
Wooden

SINB614009F

Item no.

Acrylic

SINB614309F



HEIGHT ADJUSTABLE COUNTER

SQUARE CORNER COUNTER FOR HEIGHT ADJUSTABLE COUNTER

If you wish to add a square corner counter to Inform height adjustable counters, you must use the counters shown below. See overview on page 56 to find the correct middle panel for your construction.

Square corner counter top for right sided height adjustable counter

Left side: Rectangular
Right side: Height adjustable

High pressure laminate (HPL). Use with middle panel SINB6300MLF, see page 56. Remember to order front panel, see below. For counters with predrilled holes for cable conduct, see pages 96-97.

H	x	W	x	D
mm				
740		800		800

Item no.



SINB6670RTF



Square corner counter top for left sided height adjustable counter

Left side: Height adjustable
Right side: Rectangular

High pressure laminate (HPL). Use with middle panel SINB6300MFL, see page 56. Remember to order front panel, see below. For counters with predrilled holes for cable conduct, see pages 96-97.

H	x	W	x	D
mm				
740		800		800

Item no.



SINB6670LTF



Wooden front panel for square corner counter

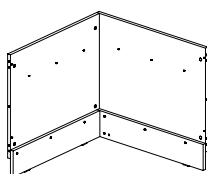
Melamine coated/veneer.

H	x	W	x	D
mm				
740		800		800

Item no.



SINB66400TF



HEIGHT ADJUSTABLE COUNTER

TRIANGULAR CORNER COUNTER FOR HEIGHT ADJUSTABLE COUNTER

If you wish to add a triangular corner counter to Inform height adjustable counters, you must use the counters shown below. See overview on page 56 to find the correct middle panel for your construction.

Triangular corner counter top for right sided height adjustable counter

Left side: Rectangular
Right side: Height adjustable

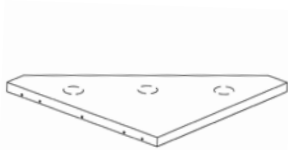
High pressure laminate (HPL). Use with middle panel SINB6300MLF (see page 56. Remember to order front panel, see below. For counters with predrilled holes for cable conduct, see pages 96-97.

H	x	W	x	D
				mm
740	x	800	x	800

Item no.



SINB6671RTF



Triangular corner counter top for left sided height adjustable counter

Left side: Height adjustable
Right side: Rectangular

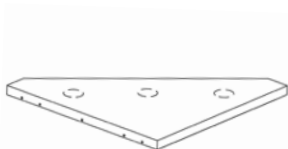
High pressure laminate (HPL). Use with middle panel SINB6300MFL, see page 56. Remember to order front panel, see below. For counters with predrilled holes for cable conduct, see pages 96-97.

H	x	W	x	D
				mm
740	x	800	x	800

Item no.



SINB6671LTF



Wooden front panel for triangular corner counter

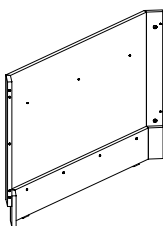
Melamine coated/veneer.
Remember to order leg frame.

H	x	W	x	D
				mm
740	x	800	x	800

Item no.



SINB66410TF

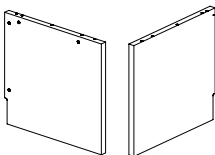
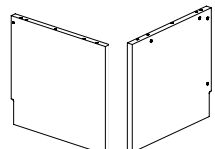


HEIGHT ADJUSTABLE COUNTERS

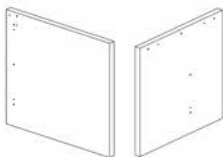
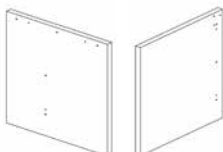
MIDDLE PANELS

It is necessary to order side and middle panels for the height adjustable counter SINB 68x0, depending on the construction of your complete counter. See overview of middle panels below. Note - do not place more than 2 height adjustable counters next to each other and remember always to construct your counter from left to right when sitting behind the counter.

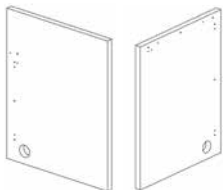
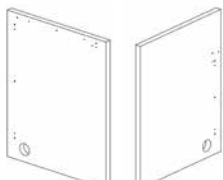
Middle panel for height adjustable and rectangular/curved/corner counters, see pages 50-55

Melamine coated/veneer.	Side of panel	H mm	Item no.	
	Left: Height adjustable counter Right: H740 mm special counter	740	SINB6300MFL	
	Left: H740 mm special counter Right: Height adjustable counter	740	SINB6300MLF	

Middle panel for height adjustable and recessed counter, see pages 28-35

High pressure laminate (HPL).	Side of panel	H mm	Item no.	
	Left: Height adjustable counter Right: Recessed counter	740	SINB6300MLS	
	Left: Recessed counter Right: Height adjustable counter	740	SINB6300MSL	

Middle panel for height adjustable and step counter, see pages 38-41

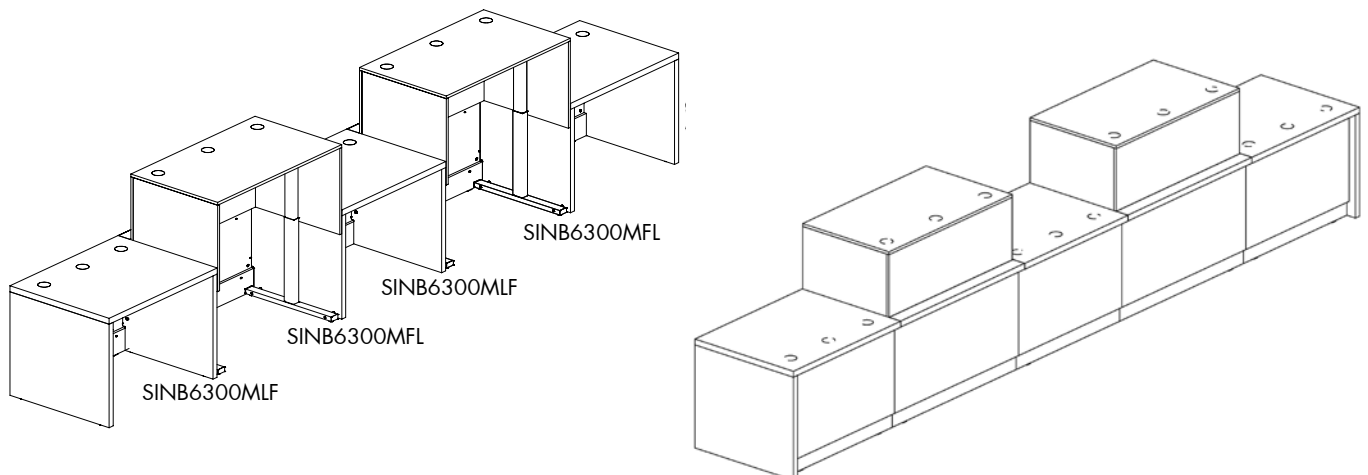
High pressure laminate (HPL).	Side of panel	H mm	Item no.	
	Left: Height adjustable counter Right: Rectangular/step counter (1000 mm)	1000	SINB6300ML9	
	Left: Rectangular/step counter (1000 mm) Right: Height adjustable counter	1000	SINB6300M9L	

HEIGHT ADJUSTABLE COUNTER

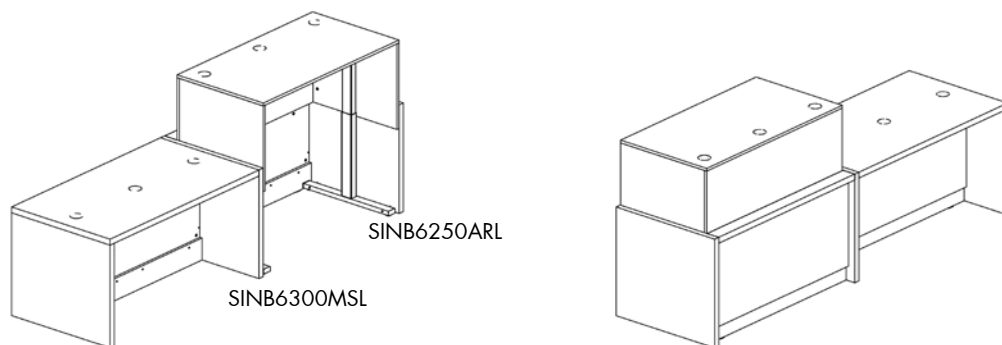
CONFIGURATIONS

It is necessary to order side and middle panels for the height adjustable counter SINB 68x0, depending on the construction of your complete counter. See overview of middle panels on page 56. Note - do not place more than 2 height adjustable counters next to each other and remember always to construct your counter from left to right when sitting behind the counter.

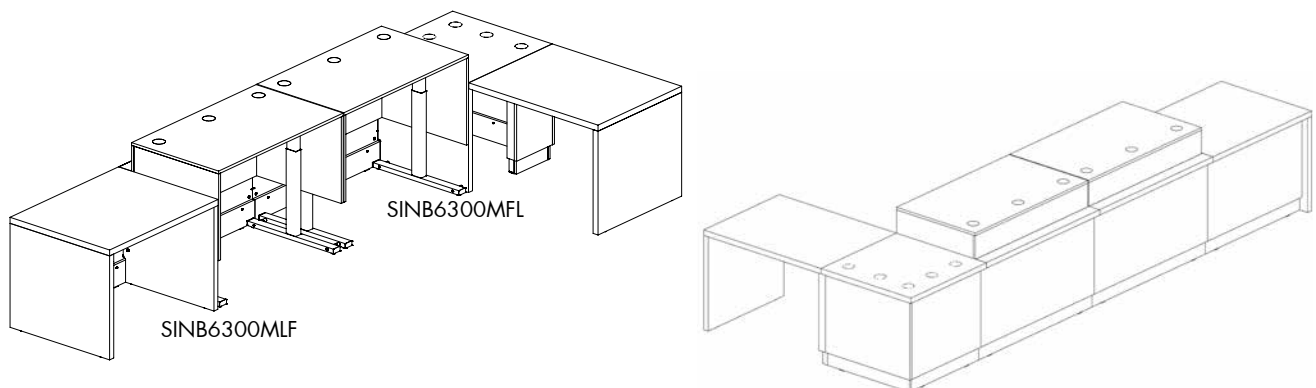
Rectangular and height adjustable counter



Recessed rectangular and height adjustable counter

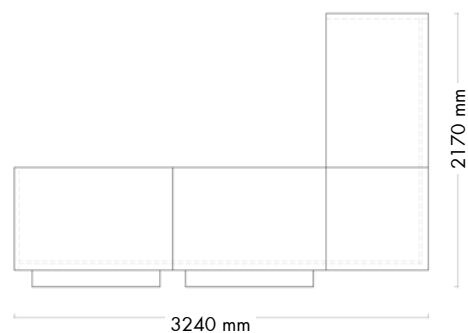


Special rectangular, height adjustable, corner and info counters



CORNER COUNTER

CONFIGURATION NO. 11



Rectangular & square corner counters (with bag shelves)

Components	Article no.	Quantity
Rectangular counter - starter (W1240 x H740 mm)	SINB6000A2F	1
Rectangular counter - middle (W1200 x H740 mm)	SINB6000M2F	1
Rectangular counter - end (W1240 x H740 mm)	SINB6000E2F	1
Square corner counter top (H740 mm)	SINB6600MTF	1
Wooden front panel for rectangular counter (W1200 x H740 mm)	SINB604002F	3
Wooden front panel for square corner counter (H740 mm)	SINB66400TF	1
Wooden bag shelf for rectangular counter (W1200 mm)	SINB6010020	2
Steel leg frame (H740 mm)	SINB690000F	3
Monitor arm	SXXB5610000	1

Comments to configuration

- Monitor, key board, office chairs and text are not included in price.
- All prices are based on colours and surfaces in price group A. See pages 6-7 for colours.
- We recommend the use of desk grommets, cable rails and drawer pedestals with the Inform counter.
- The bag shelf is in fact 1000 mm long, adapted to a 1200 mm front panel.
- It is necessary to drill an Ø80 mm hole for the monitor arm on site or modify the article number for counter for predrilled hole - see pages 96-97.

CORNER COUNTER

SQUARE CORNER COUNTER TOPS, FRONT PANELS AND LEG FRAME

The corner counter is ideal for combining with the rectangular counter and the info table. The corner counter creates a sharp angle with no optical interruptions, maintaining the design of a continuous frame.

Square corner counter top

High pressure laminate (HPL). Remember to order leg frame and front panel. For counter with predrilled holes for cable conduct see pages 96-97.

H	x	W	x	D
		mm		
740		800		800
1000		800		800

Item no.



SINB6600MTF

SINB6600MT9



Wooden front panel for square corner counter

Melamine coated/veneer. Remember to order leg frame.

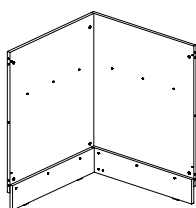
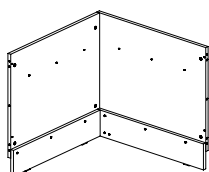
H	x	W	x	D
		mm		
740		800		800
1000		800		800

Item no.



SINB66400TF

SINB66400T9



Steel leg frame

Must be used when assembling 2 modules of the same height.

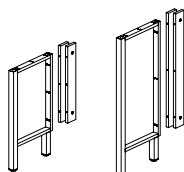
H
mm
740
1000

Item no.



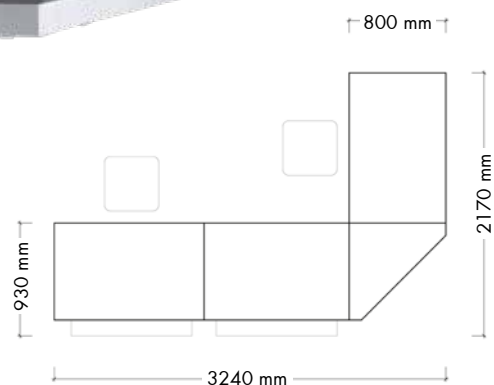
SINB690000F

SINB6900009



CORNER COUNTER

CONFIGURATION NO. 12



Rectangular & triangular corner counters (with bag shelves)

Components	Article no.	Quantity
Rectangular counter - starter (W1240 x H740 mm)	SINB6000A2F	1
Rectangular counter - middle (W1200 x H740 mm)	SINB6000M2F	1
Rectangular counter - end (W1240 x H740 mm)	SINB6000E2F	1
Wooden front panel for rectangular counter (W1200 x H740 mm)	SINB604002F	3
Triangular corner counter top (H740 mm)	SINB6601MTF	1
Wooden front panel for triangular corner counter (H740 mm)	SINB66410TF	1
Wooden bag shelf for rectangular counter (W1200 mm)	SINB6010020	2
Steel leg frame (H740 mm)	SINB690000F	3

Comments to configuration

- Monitor, office chair and text are not included in price.
- All prices are based on colours and surfaces in price group A. See pages 6-7 for colours.
- We recommend the use of desk grommets, cable rails and drawer pedestals with the Inform counter.
- The bag shelf is in fact 1000 mm long, adapted to a 1200 mm front panel.

CORNER COUNTER

TRIANGULAR CORNER COUNTER TOPS, FRONT PANELS AND LEG FRAME

The triangular corner counter can be used for combining many of the other Inform counters. Create an open, informal look with the triangular corner counter and make a contrast to the linear lines usually found in a library.

Triangular corner counter top

High pressure laminate (HPL). Remember to order leg frame and front panel. For counter with predrilled holes for cable conduct see pages 96-97.

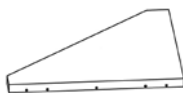
H	x	W	x	D
				mm
740		800		800
1000		800		800

Item no.



SINB6601MTF

SINB6601MT9



Wooden front panel for triangular corner counter

Melamine coated/veneer. Remember to order leg frame.

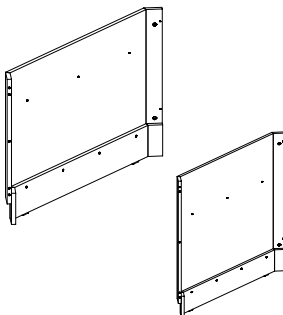
H	x	W	x	D
				mm
740		800		800
1000		800		800

Item no.



SINB66410TF

SINB66410T9



Steel leg frame

Must be used when assembling 2 modules of the same height.

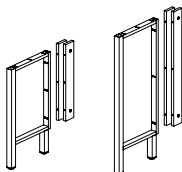
H
mm
740
1000

Item no.



SINB690000F

SINB6900009



INFO TABLE

CONFIGURATION NO. 13



45° & 90° curved counters & info table with foot

Components	Article no.	Quantity
45° curved counter - starter (H740 mm)	SINB6100A4F	1
45° curved counter - end (H740 mm)	SINB6100M4F	1
Wooden front panel for 45° curved counter (H740 mm)	SINB614004F	2
90° curved counter - middle (H740 mm)	SINB6100M9F	1
Wooden front panel for 90° curved counter (H740 mm)	SINB614009F	1
Info table - end (W800 x H740 mm)	SINB6550ETF	1
Wooden side panel for info table (H740 mm)	SINB65510TF	1
Steel leg frame (H740 mm)	SINB690000F	3
Monitor arm	SXXB5610000	1

Comments to configuration

- Monitor, key board, office chair, chairs and text are not included in price.
- All prices are based on colours and surfaces in price group A. See pages 6-7 for colours.
- We recommend the use of desk grommets, cable rails and drawer pedestals with the Inform counter.
- It is necessary to drill an Ø80 mm hole for the monitor arm on site or modify the article number for counter for predrilled hole - see pages 96-97.


INFO TABLE

COUNTER TOPS WITH FOOT, SIDE PANEL AND LEG FRAME

As an adviser, you need to portray openness and show communicative skills. This also applies for the furniture. Our info table enlarges your work area with a short table element. It provides you with an open and informal space for small discussions.

Info table - starter

High pressure laminate (HPL). Foot included. Remember to order leg frame and wooden side panel.



H	x	W	x	D
				mm
740		800		800
1000		800		800

Item no.

SINB6550ATF

SINB6550AT9

Info table - end

High pressure laminate (HPL). Foot included. Remember to order leg frame and wooden side panel.



H	x	W	x	D
				mm
740		800		800
1000		800		800

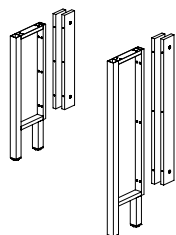
Item no.

SINB6550ETF

SINB6550ET9

Steel leg frame

Must be used when assembling 2 modules of the same height.



H
mm
740
1000

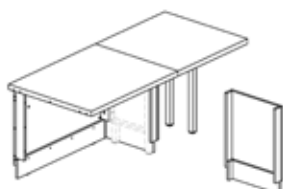
Item no.

SINB690000F

SINB6900009

Wooden side panel for info table

Melamine coated/veneer. Used to create a finish on adjacent counter. Wooden side panel to be placed at the end of adjacent counter, with leg frame inside.



H	x	W	x	D
				mm
740		800		510
1000		800		510

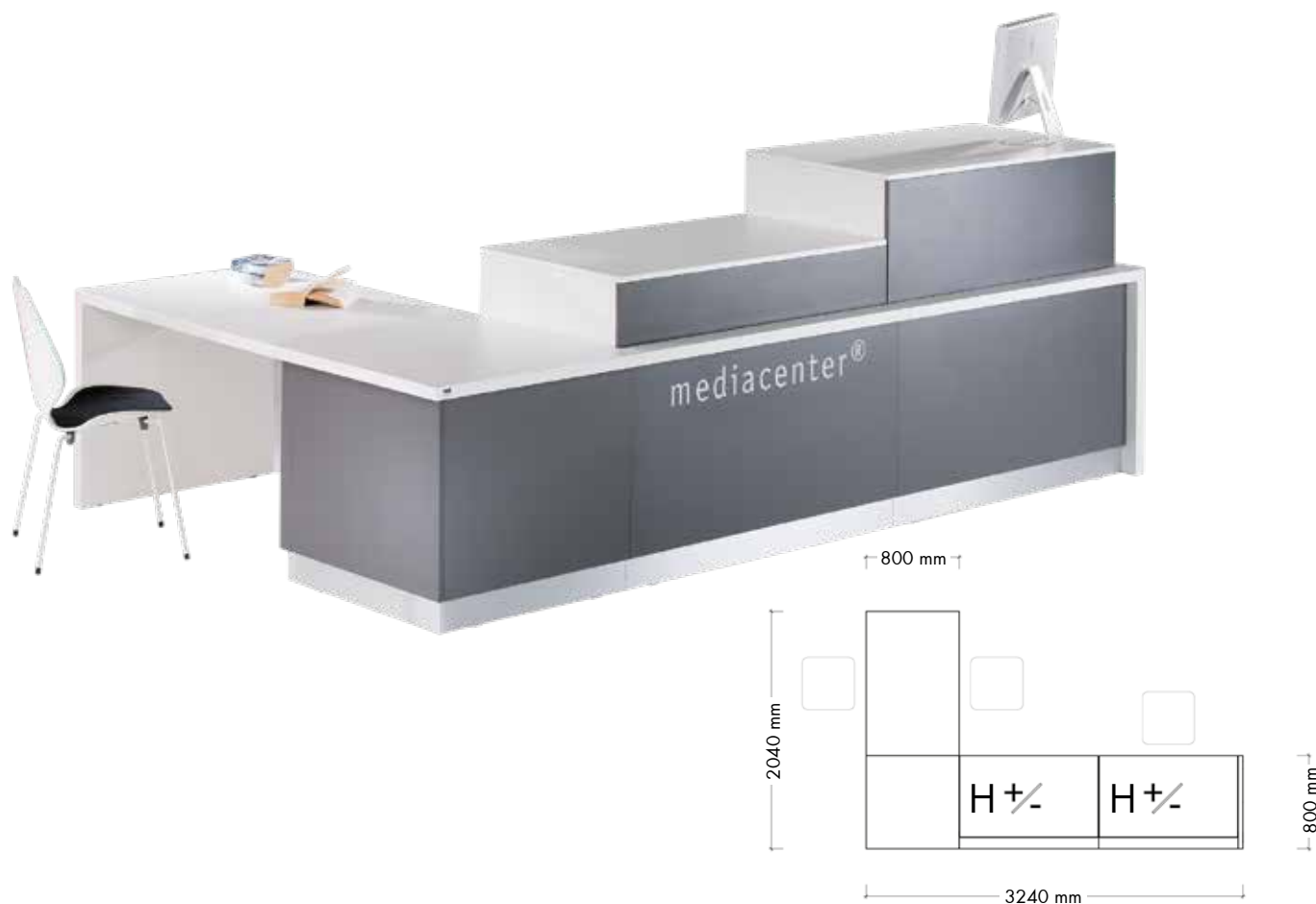
Item no.

SINB65510TF

SINB65510T9

INFO TABLE

CONFIGURATION NO. 14



Height adjustable counter, corner counter & info table with panel

Components	Article no.	Quantity
Left side panel for height adjustable counter (H740 mm)	SINB6250ALL	1
Height adjustable counter - starter, middle and end (W1200 mm)	SINB6810120	2
Wooden front panel for height adjustable counter (W1200 x H740 mm)	SINB6840020	2
Square corner counter top for height adjustable counter on left side	SINB6670LTF	1
Middle panel for height adjustable and standard counter (H740 mm)	SINB6300MLF	1
Wooden front panel for square corner counter (H740 mm)	SINB66400TF	1
Wooden side panel for info table (H740 mm)	SINB65510TF	1
Steel leg frame for info table (H740 mm)	SINB690500F	1
Info table - end (H740 x W1240 mm)	SINB6555E2F	1

Comments to configuration

- Monitor, chair and text are not included in price.
- All prices are based on colours and surfaces in price group A. See pages 6-7 for colours.
- We recommend the use of desk grommets, cable rails and drawer pedestals with the Inform counter.

INFO TABLE

COUNTER TOPS WITH PANEL, FRONT PANELS AND LEG FRAME

As an adviser, you need to portray openness and show communicative skills. This also applies for the furniture. Our info table enlarges your work area with a short table element. It provides you with an open and informal space for small discussions.

Info table - starter

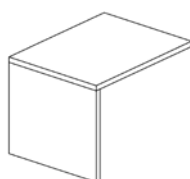
High pressure laminate (HPL). Remember to order leg frame and wooden side panel for inside of adjacent counter.

H	x	W	x	D
				mm
740		840		800
740		1040		800
740		1240		800

Item no.



SINB6555ATF
SINB6555AOF
SINB6555A2F



Info table - end

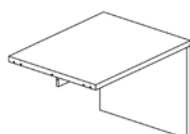
High pressure laminate (HPL). Remember to order leg frame and wooden side panel for inside of adjacent counter.

H	x	W	x	D
				mm
740		840		800
740		1040		800
740		1240		800

Item no.



SINB6555ETF
SINB6555E0F
SINB6555E2F



Steel leg frame for info table

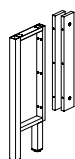
Must be used when assembling 2 modules of the same height.

H
mm
740

Item no.



SINB690500F



Wooden side panel for info table

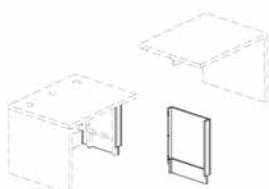
Melamine coated/veneer. Used to create a finish on adjacent counter. Wooden side panel to be placed at the end of adjacent counter with leg frame inside.

H	x	W	x	D
				mm
740		80		360

Item no.



SINB65510TF



COUNTER SHELF

STANDARD AND SPECIAL SOLUTIONS

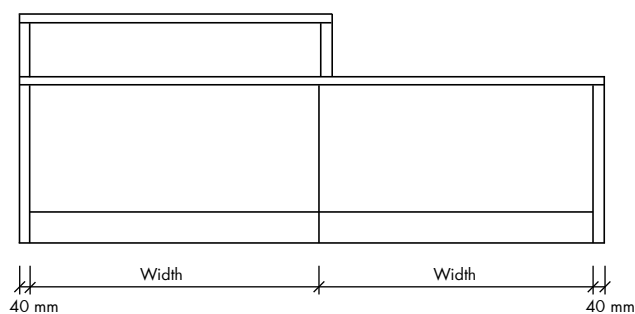
COUNTER SHELVES FOR VARIOUS COUNTERS

When ordering freestanding counter shelf for your counter, please note the following:

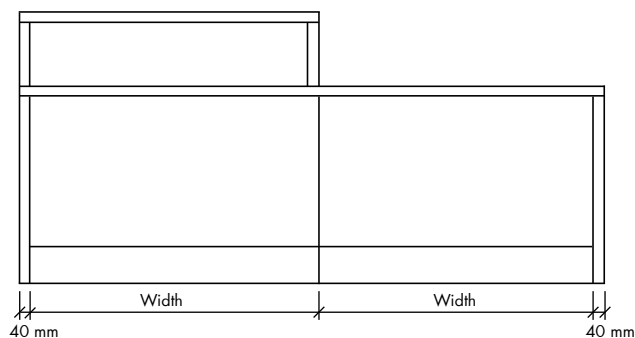
A freestanding counter shelf has (equal to a freestanding counter) 40 mm end panels on both sides. The front of the counter shelf has the same measurement as the counter below. This means that if you place a freestanding counter shelf (with two end panels) on a counter built up of two modules, the end panel of the counter shelf will be placed on the top of the adjacent counter.

It is possible to construct a freestanding counter shelf that fits on the counter below, (see 2 options below), but this must be specially requested. Contact customer service for details.

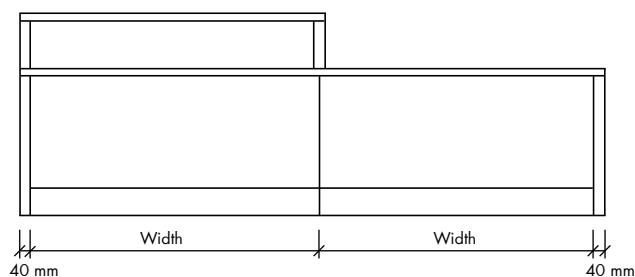
STANDARD



SPECIAL SOLUTION 1



SPECIAL SOLUTION 2



COUNTER SHELF

CONFIGURATION NO. 15



Rectangular & square corner counters (with counter shelves and bag shelves)

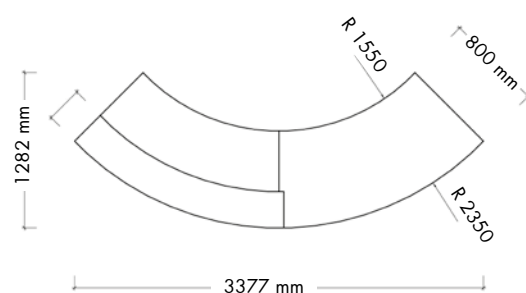
Components	Article no.	Quantity
Rectangular counter - starter (W1240 x H740 mm)	SINB6000A2F	1
Rectangular counter - middle (W1200 x H740 mm)	SINB6000M2F	1
Rectangular counter - end (W1240 x H740 mm)	SINB6000E2F	1
Square corner counter top (H740 mm)	SINB6600MTF	1
Wooden front panel for rectangular counter (W1200 x H740 mm)	SINB604002F	2
Acrylic front panel for rectangular counter (W1200 x H740 mm)	SINB604302F	1
Wooden front panel for square corner counter (H740 mm)	SINB66400TF	1
Wooden bag shelf for rectangular counter (W1200 mm)	SINB6010020	2
Counter shelf and front for rectangular counter - starter (W1240 mm)	SINB6020A20	1
Counter shelf and front for rectangular counter - end (W1240 mm)	SINB6020E20	1
Steel leg frame (H740 mm)	SINB690000F	3

Comments to configuration

- Office chair, monitors, Puppy and text are not included in price.
- All prices are based on colours and surfaces in price group A. See pages 6-7 for colours.
- We recommend the use of desk grommets, cable rails and drawer pedestals with the Inform counter.
- The bag shelf is in fact 1000 mm long, adapted to a 1200 mm front panel.

COUNTER SHELF

CONFIGURATION NO. 16



45° curved counters (with counter shelf and bag shelf)

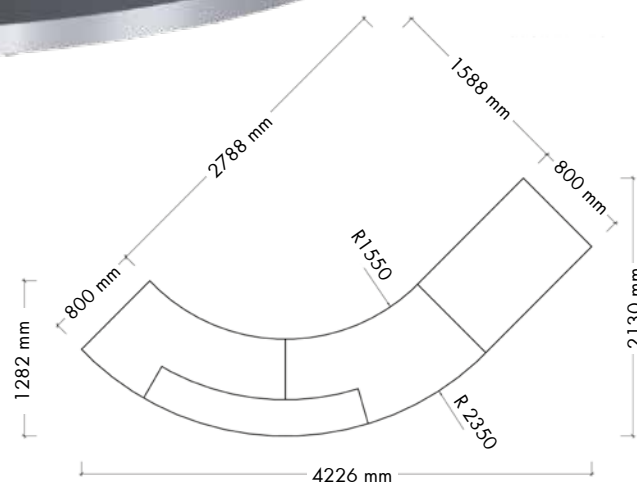

Components	Article no.	Quantity
45° curved counter - starter (H740 mm)	SINB6100A4F	1
45° curved counter - end (H740 mm)	SINB6100E4F	1
Wooden front panel for 45° curved counter (H740 mm)	SINB614004F	2
Steel leg frame (H740 mm)	SINB690000F	1
Counter shelf with front panel for 45° counter - freestanding	SINB6021S40	1

Comments to configuration

- Monitor and text are not included in price.
- All prices are based on colours and surfaces in price group A. See pages 6-7 for colours.
- We recommend the use of desk grommets, cable rails and drawer pedestals with the Inform counter.

COUNTER SHELF

CONFIGURATION NO. 17



45° curved and rectangular counters (with counter shelf)

Components	Article no.	Quantity
Rectangular counter - starter (W1240 x H740 mm)	SINB6000A2F	1
45° curved counter - middle (H740 mm)	SINB6100M4F	1
45° curved counter - end (H740 mm)	SINB6100E4F	1
Wooden front panel for rectangular counter (W1200 x H740 mm)	SINB604002F	1
Wooden front panel for 45° curved counter (H740 mm)	SINB614004F	2
Steel leg frame (H740 mm)	SINB690000F	2
Counter shelf with front panel for 45° counter - freestanding	SINB6021S40	1
Total price for configuration		

Comments to configuration

- Monitor and text are not included in price.
- All prices are based on colours and surfaces in price group A. See pages 6-7 for colours.
- We recommend the use of desk grommets, cable rails and drawer pedestals with the Inform counter.

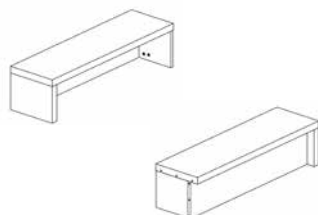
COUNTER SHELF

COUNTER SHELVES FOR RECTANGULAR COUNTERS

Create a private working space by adding a counter shelf to your standard rectangular counter. It has both practical and optical advantages.

Wooden counter shelf with front panel for rectangular counter - starter

High pressure laminate (HPL) counter shelf and melamine coated/veneer front panel.



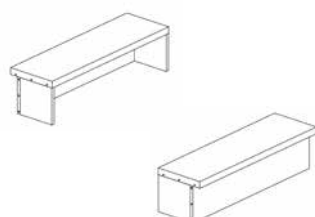
H	x	W	x	D
				mm
260		640		300
260		840		300
260		1040		300
260		1240		300
260		1440		300
260		1640		300

Item no.

SINB6020AA0
SINB6020AT0
SINB6020A00
SINB6020A20
SINB6020A40
SINB6020A60

Wooden counter shelf with front panel for rectangular counter - middle

High pressure laminate (HPL) counter shelf and melamine coated/veneer front panel.



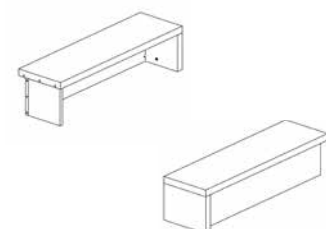
H	x	W	x	D
				mm
260		600		300
260		800		300
260		1000		300
260		1200		300
260		1400		300
260		1600		300

Item no.

SINB6020MA0
SINB6020MT0
SINB6020M00
SINB6020M20
SINB6020M40
SINB6020M60

Wooden counter shelf with front panel for rectangular counter - end

High pressure laminate (HPL) counter shelf and melamine coated/veneer front panel.



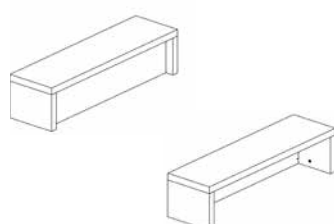
H	x	W	x	D
				mm
260		640		300
260		840		300
260		1040		300
260		1240		300
260		1440		300
260		1640		300

Item no.

SINB6020EA0
SINB6020ET0
SINB6020E00
SINB6020E20
SINB6020E40
SINB6020E60

Wooden counter shelf with front panel for rectangular counter - freestanding

High pressure laminate (HPL) counter shelf and melamine coated/veneer front panel.



H	x	W	x	D
				mm
260		680		300
260		880		300
260		1080		300
260		1280		300
260		1480		300
260		1680		300

Item no.

SINB6020SA0
SINB6020ST0
SINB6020S00
SINB6020S20
SINB6020S40
SINB6020S60

COUNTER SHELF

COUNTER SHELVES FOR CORNER COUNTERS

Create a private working space by adding a counter shelf to your standard corner counter. It has both practical and optical advantages.

Wooden counter shelf with front panel for corner counter - starter

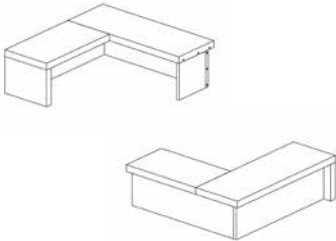
High pressure laminate (HPL) counter shelf and melamine coated/veneer front panel.

H	x	W	x	D
				mm
260		800		300

Item no.



SINB6620AT0



Wooden counter shelf with front panel for rectangular counter - middle

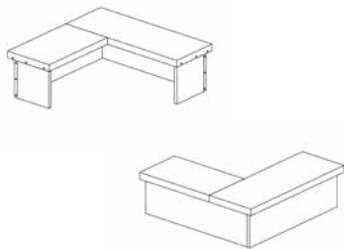
High pressure laminate (HPL) counter shelf and melamine coated/veneer front panel.

H	x	W	x	D
				mm
260		800		300

Item no.



SINB6620MT0



Wooden counter shelf with front panel for rectangular counter - end

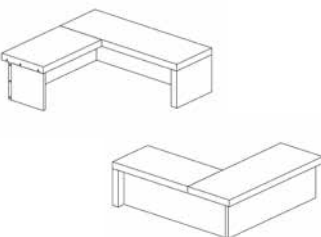
High pressure laminate (HPL) counter shelf and melamine coated/veneer front panel.

H	x	W	x	D
				mm
260		800		300

Item no.



SINB6620ET0



Wooden counter shelf with front panel for corner counter - freestanding

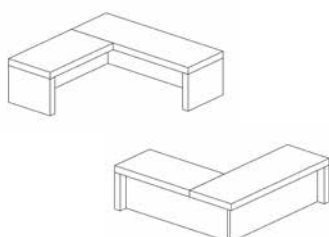
High pressure laminate (HPL) counter shelf and melamine coated/veneer front panel.

H	x	W	x	D
				mm
260		800		300

Item no.



SINB6620ST0



COUNTER SHELF

COUNTER SHELVES FOR 45° COUNTER

Create a private working space by adding a counter shelf to your curved counter. It has both practical and optical advantages.

Wooden counter shelf with front panel for 45° counter - starter

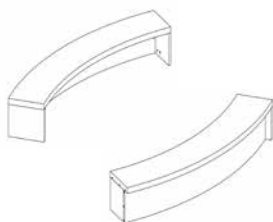
High pressure laminate (HPL) counter shelf and melamine coated/veneer front panel.

H x D
mm
260 300

Item no.



SINB6021A40



Wooden counter shelf with front panel for 45° counter - middle

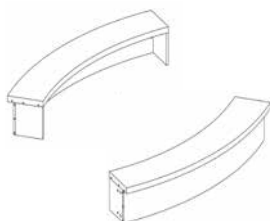
High pressure laminate (HPL) counter shelf and melamine coated/veneer front panel.

H x D
mm
260 300

Item no.



SINB6021M40



Wooden counter shelf with front panel for 45° counter - end

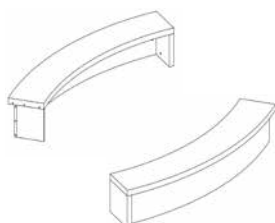
High pressure laminate (HPL) counter shelf and melamine coated/veneer front panel.

H x D
mm
260 300

Item no.



SINB6021E40



Wooden counter shelf with front panel for 45° counter - freestanding

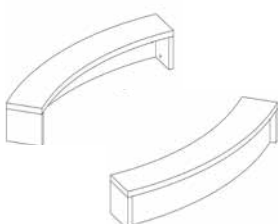
High pressure laminate (HPL) counter shelf and melamine coated/veneer front panel.

H x D
mm
260 300

Item no.



SINB6021S40



COUNTER SHELF

COUNTER SHELVES FOR 90° COUNTER

Create a private working space by adding a counter shelf to your curved counter. It has both practical and optical advantages.

Wooden counter shelf with front panel for 90° counter- starter

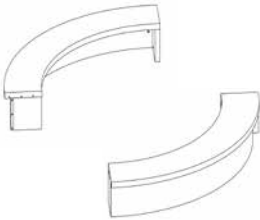
High pressure laminate (HPL) counter shelf and melamine coated/veneer front panel.

H x D
mm
260 300

Item no.



SINB6021A90



Wooden counter shelf with front panel for 90° counter - middle

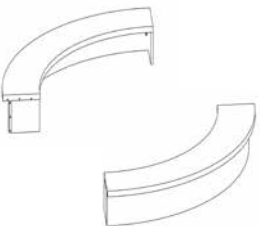
High pressure laminate (HPL) counter shelf and melamine coated/veneer front panel.

H x D
mm
260 300

Item no.



SINB6021M90



Wooden counter shelf with front panel for 90° counter - end

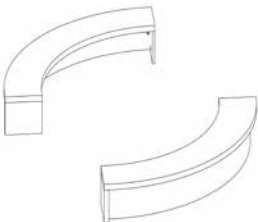
High pressure laminate (HPL) counter shelf and melamine coated/veneer front panel.

H x D
mm
260 300

Item no.



SINB6021E90



Wooden counter shelf with front panel for 90° counter - freestanding

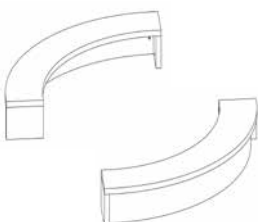
High pressure laminate (HPL) counter shelf and melamine coated/veneer front panel.

H x D
mm
260 300

Item no.

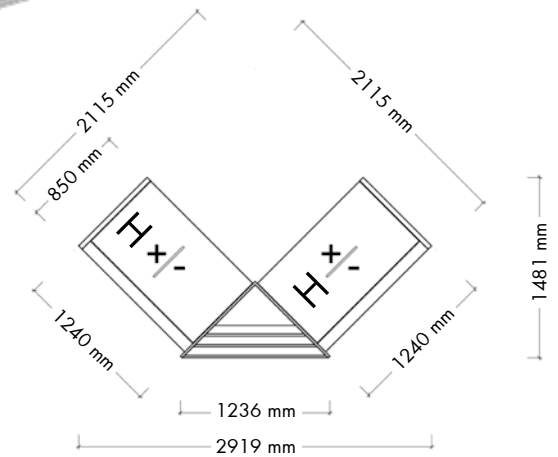


SINB6021S90



DISPLAY AND STORAGE

CONFIGURATION NO. 18



Rectangular height adjustable counters and corner display unit

Components	Article no.	Quantity
Left side panel for height adjustable counter (H740 mm)	SINB6250ALL	1
Height adjustable counter - starter, middle and end (W1200 mm)	SINB6810120	2
Acrylic front panel for height adjustable counter (W1200 x H740 mm)	SINB6843020	2
Corner display unit (H870 mm)	SINB3550L9L	1
Right side panel for height adjustable counter (H740 mm)	SINB6250ARL	1

Comments to configuration

- Monitor, display and text are not included in price.
- All prices are based on colours and surfaces in price group A. See pages 6-7 for colours.
- We recommend the use of desk grommets, cable rails and drawer pedestals with the Inform counter.

DISPLAY AND STORAGE

CORNER DISPLAY UNITS

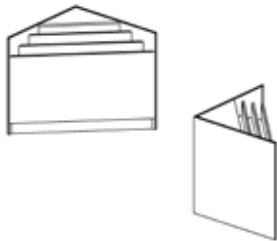
This is a slender corner solution with a presentation function towards the customer. The front-side shelves provide perfect storage for loose pamphlets, as well as for books and DVD's. The display unit also structures your counter and offers space e.g. book stands at standing height. The display units are ready for direct integration into all parts of the Inform counter. When constructing your counter, remember always to construct your counter from left to right when sitting behind the counter!

Corner display unit - sitting height

Melamine coated/veneer.

H x W x Front
mm

Item no.



870 875 1200

SINB3550090

To have the correct positioning of drill holes in combination with other counters or cabinets, you must use the following in the article number:

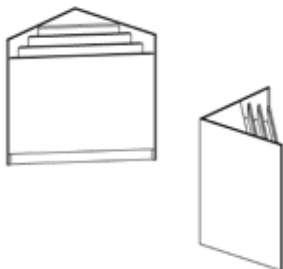
		Left panel		Right panel
No drill holes for connecting fittings	SINB3550	O	9	O
Drill holes for counter height 740 mm	SINB3550	F	9	F
Drill holes for recessed counter	SINB3550	S	9	S
Drill holes for height adjustable counter	SINB3550	L	9	L

Corner display unit - standing height

Melamine coated/veneer.

H x W x Front
mm

Item no.



1130 875 1200


SINB3555090

To have the correct positioning of drill holes in combination with other counters or cabinets, you must use the following in the article number:

		Left panel		Right panel
No drill holes for connecting fittings	SINB3555	O	9	O
Drill holes for counter height 740 mm	SINB3555	F	9	F
Drill holes for standing height 1000 mm	SINB3555	9	9	9
Drill holes for recessed counter	SINB3555	S	9	S
Drill holes for height adjustable counter	SINB3555	L	9	L

DISPLAY AND STORAGE

CONFIGURATION NO. 19



Rectangular height adjustable and rectangular counters with display cabinet

Components	Article no.	Quantity
Left side panel for height adjustable counter (H740 mm)	SINB6250ALL	1
Height adjustable counter - starter, middle and end (W1200 mm)	SINB6810120	1
Wooden front panel for height adjustable counter (W1200 x H740 mm)	SINB6840020	1
Display cabinet with drawers & pamphlet display (W1008 x H870 mm)	SINB3530LWF	1
Rectangular counter - end (W1240 x H740 mm)	SINB6000E2F	1
Wooden front panel for rectangular counter (W1200 x H740 mm)	SINB604002F	1
Wooden bag shelf for rectangular counter (W1200 mm)	SINB6010020	1

Comments to configuration

- Monitor and text are not included in price.
- All prices are based on colours and surfaces in price group A. See pages 6-7 for colours.
- We recommend the use of desk grommets, cable rails and drawer pedestals with the Inform counter.
- The bag shelf is in fact 1000 mm long, adapted to a 1200 mm front panel.

DISPLAY AND STORAGE

DISPLAY CABINETS WITH STORAGE

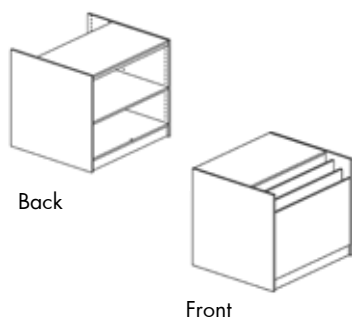
This is a cabinet with double function: Display at the front and cabinet at the back! Inserted shelves at the front provide perfect storage for loose pamphlets, as well as for books and DVD's. The cabinet offers practical additional surface when standing behind the counter and comes in different heights and widths. The cabinets are ready for direct integration with rectangular, curved and height adjustable counters. The open back of the cabinet can be equipped with lockable doors.

Display cabinet with one shelf at the back and pamphlet display in front - sitting height

Melamine coated/veneer. With bottom shelf and one middle shelf.

H x W x D
mm

Item no.



870	758	875
870	908	875
870	1008	875

SINB35300S0
SINB35300U0
SINB35300W0

To have the correct positioning of drill holes in combination with other counters or cabinets, you must use the following in the article number:

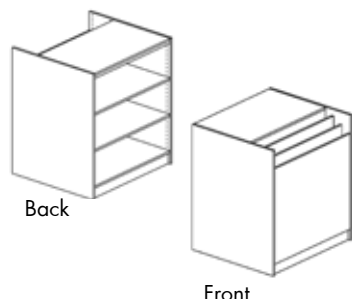
		Left panel		Right panel
No drill holes for connecting fittings	SINB3530	0	S/U/W	0
Drill holes for counter height 740 mm	SINB3530	F	S/U/W	F
Drill holes for recessed counter	SINB3530	S	S/U/W	S
Drill holes for height adjustable counter	SINB3530	L	S/U/W	L

Display cabinet with two shelves at the back and pamphlet display in front - standing height

Melamine coated/veneer. With bottom shelf and two middle shelves inside cabinet included.

H x W x D
mm

Item no.



1130	758	875
1130	908	875
1130	1008	875

SINB35350S0
SINB35350U0
SINB35350W0

To have the correct positioning of drill holes in combination with other counters or cabinets, you must use the following in the article number:

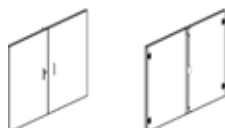
		Left panel		Right panel
No drill holes for connecting fittings	SINB3535	0	S/U/W	0
Drill holes for counter height 740 mm	SINB3535	F	S/U/W	F
Drill holes for counter height 1000 mm	SINB3535	9	S/U/W	9
Drill holes for recessed counter	SINB3535	S	S/U/W	S
Drill holes for height adjustable counter	SINB3535	L	S/U/W	L

Doors for display cabinet

With cylinder lock and door handles.

H x W
mm

Item no.



870	758
870	908
870	1008

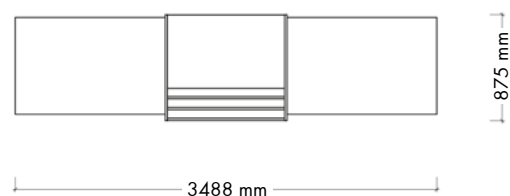
SINB35400S0
SINB35400U0
SINB35400W0

1130	758
1130	908
1130	1008

SINB35450S0
SINB35450U0
SINB35450W0

DISPLAY AND STORAGE

CONFIGURATION NO. 20



Rectangular counters with display cabinet with drawers

Components	Article no.	Quantity
Rectangular counter - starter (W1240 x H740 mm)	SINB6000A2F	1
Rectangular counter - end (W1240 x H740 mm)	SINB6000E2F	1
Wooden front panel for rectangular counter (W1200 x H740 mm)	SINB604002F	2
Display cabinet with drawers & pamphlet display (W865 x H870 mm)	SINB3514FUF	1

Comments to configuration

- Monitor, drawer pedestal and keyboard are not included in price.
- All prices are based on colours and surfaces in price group A. See pages 6-7 for colours.
- We recommend the use of desk grommets, cable rails and drawer pedestals with the Inform counter.

DISPLAY AND STORAGE

DISPLAY CABINETS WITH DRAWERS

This is a cabinet similar to the display cabinet with storage: It has the same front display, but with drawers at the back. Inserted shelves at the front provide perfect storage for loose pamphlets, as well as for books and DVD's. The drawers at the back are designed for organising different media by use of mobile dividers. The drawers are lockable and with drawer stop, which prevents the cabinet from tilting, when several drawers are open at the same time.

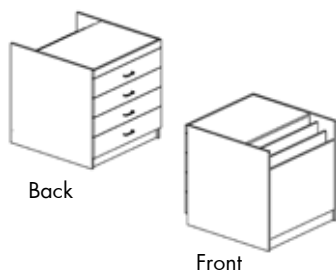
Display cabinet with drawers at the back and pamphlet display in front - sitting height

Melamine coated/veneer
With 4 drawers.

H x W x D
mm
870 865 894

Item no.

SINB35140U0



To have the correct positioning of drill holes in combination with other counters or cabinets, you must use the following in the article number:

		Left panel		Right panel
No drill holes for connecting fittings	SINB3514	O	U	O
Drill holes for counter height 740 mm	SINB3514	F	U	F
Drill holes for recessed counter	SINB3514	S	U	S
Drill holes for height adjustable counter	SINB3514	L	U	L

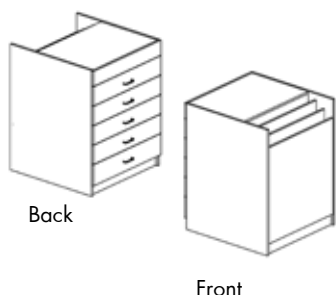
Display cabinet with drawers at the back and pamphlet display in front - standing height

Melamine coated/veneer
With 5 drawers.

H x W x D
mm
1130 865 894

Item no.

SINB35150U0



To have the correct positioning of drill holes in combination with other counters or cabinets, you must use the following in the article number:

		Left panel		Right panel
No drill holes for connecting fittings	SINB3515	O	U	O
Drill holes for counter height 740 mm	SINB3515	F	U	F
Drill holes for counter height 1000 mm	SINB3515	9	U	9
Drill holes for recessed counter	SINB3515	S	U	S
Drill holes for height adjustable counter	SINB3515	L	U	L

Drawer equipment for display cabinet with drawers

Silver coloured steel dividers. To be inserted into drawers to organise media.
Incl. two stainless steel rods, mat and four mobile dividers for approx. 200 CDs in standard cases, 1000 CDs in plastic cases or 90 DVDs.

Description

Item no.

1 set for 1 drawer
1 additional divider

SINB35160U0
SINB3517000



DISPLAY AND STORAGE

DISPLAY CABINETS WITH SHELVES AND SHELVING OPTIONS

Another cabinet with double function: Optional front display shelves and storage at the back! The front-side shelves (are not included in price of cabinet) from the Ratio range, can be adjusted, and can also be tilted for presenting your new acquisitions. Additionally, DVD's can be placed in the multimedia browser. With different heights and widths, the cabinets are ready for direct integration with rectangular, curved and height adjustable counters. The open back of the cabinet can be equipped with lockable doors.

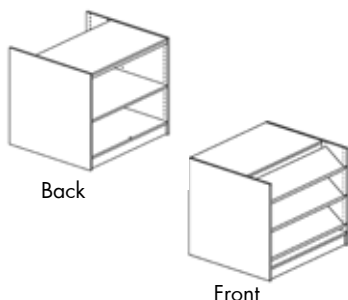
Display cabinet with one shelf at the back and shelving options in the front - sitting height - see page 37

Melamine coated/veneer. With bottom shelf and one middle shelf. Front sloping shelves are not included. See Ratio shelving system for options.

H	x	W	x	D
				mm
870		758		875
870		908		875
870		1008		875

Item no.

SINB35200S0
SINB35200U0
SINB35200W0



To have the correct positioning of drill holes in combination with other counters or cabinets, you must use the following in the article number:

		Left panel		Right panel
No drill holes for connecting fittings	SINB3520	O	S/U/W	O
Drill holes for counter height 740 mm	SINB3520	F	S/U/W	F
Drill holes for recessed front	SINB3520	S	S/U/W	S
Drill holes for height adjustable counter	SINB3520	L	S/U/W	L

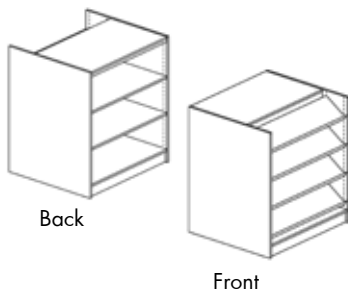
Display cabinet with two shelves at the back and shelving options in the front - standing height - see page 37

Melamine coated/veneer. With bottom shelf and two middle shelves. Front sloping shelves are not included. See Ratio shelving system for options.

H	x	W	x	D
				mm
1130		758		875
1130		908		875
1130		1008		875

Item no.

SINB35250S0
SINB35250U0
SINB35250W0



To have the correct positioning of drill holes in combination with other counters or cabinets, you must use the following in the article number:

		Left panel		Right panel
No drill holes for connecting fittings	SINB3525	O	S/U/W	O
Drill holes for counter height 740 mm	SINB3525	F	S/U/W	F
Drill holes for counter height 1000 mm	SINB3525	9	S/U/W	9
Drill holes for recessed front	SINB3525	S	S/U/W	S
Drill holes for height adjustable counter	SINB3525	H	S/U/W	H

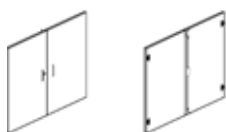
Doors for presentation cabinet

With cylinder lock and door handles.

H	x	W
		mm
870		758
870		908
870		1008

Item no.

SINB35400S0
SINB35400U0
SINB35400W0



1130		758
1130		908
1130		1008

SINB35450S0
SINB35450U0
SINB35450W0

DISPLAY AND STORAGE

DISPLAY CABINET WITH BOOK TROLLEY GARAGE

Arrange the space behind your counter - give your book trolley its own parking spot! You will not lose any space when you have the double function cabinet as part of your counter. At the same time, present your books or pamphlets at the front of the cabinet. The cabinets are ready for direct integration with rectangular, curved and height adjustable counters.

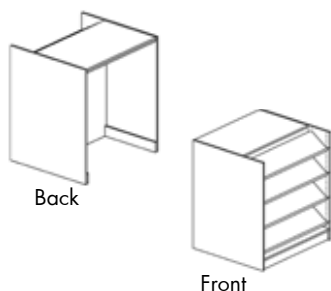
Display cabinet with book trolley garage at the back and shelving options in front - standing height

Melamine coated/veneer. Inner dimension of garage: H1080 x W930 x D580 mm. Front sloping shelves are not included. See Ratio shelving system for options.

H x W x D
mm
1130 1008 875

Item no.

SINB35650W0



To have the correct positioning of drill holes in combination with other counters or cabinets, you must use the following in the article number:

		Left panel		Right panel
No drill holes for connecting fittings	SINB3565	0	W	0
Drill holes for counter height 740 mm	SINB3565	F	W	F
Drill holes for counter height 1000 mm	SINB3565	9	W	9
Drill holes for recessed front	SINB3565	S	W	S
Drill holes for height adjustable counter	SINB3565	L	W	L

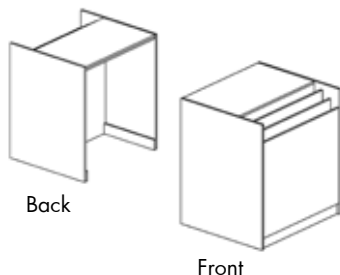
Display cabinet with book trolley garage at the back and pamphlet display in front - standing height

Melamine coated/veneer. Inner dimension of garage: H1080 x W930 x D580 mm.

H x W x D
mm
1130 1008 875

Item no.

SINB35750W0



To have the correct positioning of drill holes in combination with other counters or cabinets, you must use the following in the article number:

		Left panel		Right panel
No drill holes for connecting fittings	SINB3575	0	W	0
Drill holes for counter height 740 mm	SINB3575	F	W	F
Drill holes for counter height 1000 mm	SINB3575	9	W	9
Drill holes for recessed front	SINB3575	S	W	S
Drill holes for height adjustable counter	SINB3575	L	W	L

FUNCTIONS

CONFIGURATION NO. 21



Rectangular counters (with counter top part & bag shelf)

Components	Article no.	Quantity
Rectangular counter - starter (W1240 x H740 mm)	SINB6000A2F	1
Rectangular counter - end (W1240 x H740 mm)	SINB6000E2F	1
Wooden front panel for rectangular counter (W1200 x H740 mm)	SINB604002F	2
Steel leg frame (H740 mm)	SINB690000F	1
Wooden counter top part with info sign (W600 x H490 mm)	SINB69200A0	1
Wooden bag shelf for rectangular counter (W1200 mm)	SINB6010020	1

Comments to configuration

- Office chair and text are not included in price.
- All prices are based on colours and surfaces in price group A. See pages 6-7 for colours.
- We recommend the use of desk grommets, cable rails and drawer pedestals with the Inform counter.
- The bag shelf is in fact 1000 mm long, adapted to a 1200 mm front panel.

FUNCTIONS

BAG SHELVES

Add functions to your counter. Below you will find products that can be built on to the Inform counter to make it more functional and user friendly. The wooden bag shelves below can only be used with wooden front panels, it is not possible to use with acrylic front panels.

Wooden bag shelf for rectangular counter

High pressure laminate (HPL). Only use with wooden front panels. Do not use with acrylic front panels. Max. load 5 kg. Actual width of shelf is 200 mm shorter than the width of the counter.



Counter	Shelf	Shelf
W x W x D	W x D	W x D
	mm	
600	400	180
800	600	180
1000	800	180
1200	1000	180
1400	1200	180
1600	1400	180

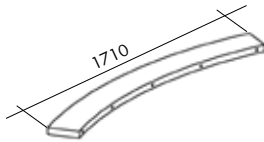
Item no.



SINB60100A0
SINB60100T0
SINB6010000
SINB6010020
SINB6010040
SINB6010060

Wooden bag shelf for 45° curved counter

High pressure laminate (HPL). Only use with wooden front panels. Do not use with acrylic front panels. Max. load 5 kg.



W x D
mm
1710 180

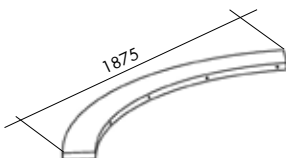
Item no.



SINB6110040

Wooden bag shelf for 90° curved counter

High pressure laminate (HPL). Only use with wooden front panels. Do not use with acrylic front panels. Max. load 5 kg.



W x D
mm
1875 180

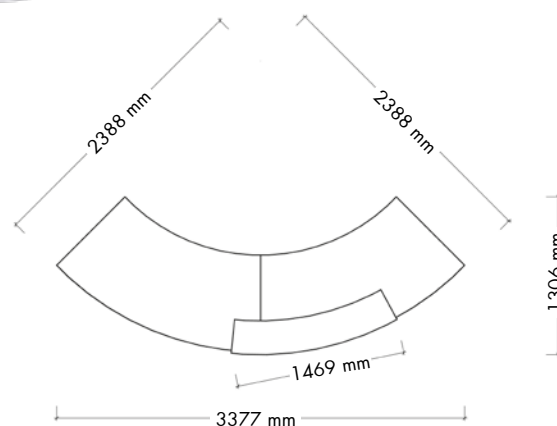
Item no.



SINB6110090

FUNCTIONS

CONFIGURATION NO. 22



45° curved counters (with counter top part)

Components	Article no.	Quantity
45° curved counter - starter (H740 mm)	SINB6100A4F	1
45° curved counter - end (H740 mm)	SINB6100E4F	1
Wooden front panel for 45° curved counter (H740 mm)	SINB614004F	2
Steel leg frame (H740 mm)	SINB690000F	1
Wooden counter top part with info sign (1400 x H490 mm)	SINB6920440	1

Comments to configuration

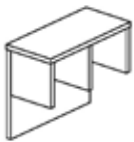
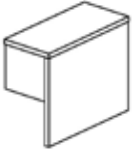
- Computer, office chair and text are not included in price.
- All prices are based on colours and surfaces in price group A. See pages 6-7 for colours.
- We recommend the use of desk grommets, cable rails and drawer pedestals with the Inform counter.

FUNCTIONS

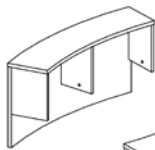
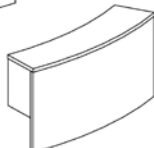
COUNTER TOP PARTS WITH INFO SIGN

Add functions to your counter. Below you will find products that can be built on to the Inform counter to make it more functional and user friendly. The counter top parts can only be used with wooden front panels, it is not possible to use with acrylic front panels.

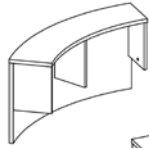
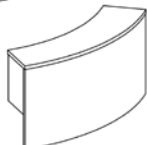
Wooden counter top part with info sign for rectangular counter

Melamine coated/veneer.	W x H x D mm (OD)	H x D mm (ID)	Item no.	
	600 490 280	235 250	SINB69200A0	
	800 490 280	235 250	SINB69200T0	
	1000 490 280	235 250	SINB6920000	
	1200 490 280	235 250	SINB6920020	
	1400 490 280	235 250	SINB6920040	
	1600 490 280	235 250	SINB6920060	
	600 580 280	325 250	SINB69200A1	
	800 580 280	325 250	SINB69200T1	
	1000 580 280	325 250	SINB6920001	
	1200 580 280	325 250	SINB6920021	
	1400 580 280	325 250	SINB6920041	
	1600 580 280	325 250	SINB6920061	

Wooden counter top part with info sign for 45° curved counter

Melamine coated/veneer.	W x H x D mm (OD)	H x D mm (ID)	Item no.	
	800 490 280	235 250	SINB69204T0	
	1000 490 280	235 250	SINB6920400	
	1200 490 280	235 250	SINB6920420	
	1400 490 280	235 250	SINB6920440	
	800 580 280	325 250	SINB69204T1	
	1000 580 280	325 250	SINB6920401	
	1200 580 280	325 250	SINB6920421	
	1400 580 280	325 250	SINB6920441	

Wooden counter top part with info sign for 90° curved counter

Melamine coated/veneer.	W x H x D mm (OD)	H x D mm (ID)	Item no.	
	800 490 280	235 250	SINB69209T0	
	1000 490 280	235 250	SINB6920900	
	1200 490 280	235 250	SINB6920920	
	1400 490 280	235 250	SINB6920940	
	800 580 280	325 250	SINB69209T1	
	1000 580 280	325 250	SINB6920901	
	1200 580 280	325 250	SINB6920921	
	1400 580 280	325 250	SINB6920941	

FUNCTIONS

CONFIGURATION NO. 23



Rectangular counters (with acrylic front panel, bag shelf & counter top part with bag shelf)

Components	Article no.	Quantity
Rectangular counter - starter (W1240 x H740 mm)	SINB6000A2F	1
Rectangular counter - middle (W1200 x H740 mm)	SINB6000M2F	1
Wooden front panel for rectangular counter (W1200 x H740 mm)	SINB604002F	2
Rectangular counter - end (W1240 x H740 mm)	SINB6000E2F	1
Acrylic front panel for rectangular counter (W1200 x H740 mm)	SINB604302F	1
Steel leg frame (H740 mm)	SINB690000F	2
Wooden counter top part with bag shelf (W1000 x H490 mm)	SINB6921000	1
Wooden bag shelf (W1200 mm)	SINB6010020	1
Stainless steel desk grommet	SXXB670100E	1

Comments to configuration

- Monitor, key board, office chair and text are not included in price.
- All prices are based on colours and surfaces in price group A. See pages 6-7 for colours.
- We recommend the use of desk grommets, cable rails and drawer pedestals with the Inform counter.
- The counter top part and bag shelf are in fact 1000 mm long, adapted to a 1200 mm front panel.

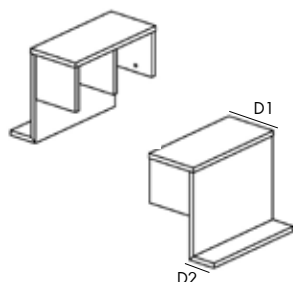
FUNCTIONS

COUNTER TOP PARTS WITH BAG SHELF

Add functions to your counter. Below you will find products that can be built on to the Inform counter to make it more functional and user friendly. The counter top parts can only be used with wooden front panels, it is not possible to use with acrylic front panels.

Wooden counter top part with bag shelf for rectangular counter

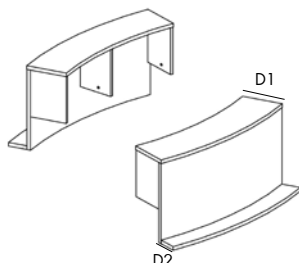
Melamine coated/veneer.
Max. load 5 kg.



W x H x D1 x D2 mm (OD)	H x D mm (ID)	Item no.
600 490 280 130	235 250	SINB69210A0
800 490 280 130	235 250	SINB69210T0
1000 490 280 130	235 250	SINB6921000
1200 490 280 130	235 250	SINB6921020
1400 490 280 130	235 250	SINB6921040
1600 490 280 130	235 250	SINB6921060
600 580 280 130	325 250	SINB69210A1
800 580 280 130	325 250	SINB69210T1
1000 580 280 130	325 250	SINB6921001
1200 580 280 130	325 250	SINB6921021
1400 580 280 130	325 250	SINB6921041
1600 580 280 130	325 250	SINB6921061

Wooden counter top part with bag shelf for 45° curved counter

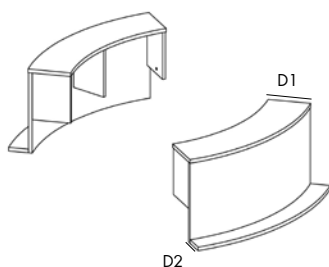
Melamine coated/veneer.
Max. load 5 kg.



W x H x D1 x D2 mm (OD)	H x D mm (ID)	Item no.
800 490 280 130	235 250	SINB69214T0
1000 490 280 130	235 250	SINB6921400
1200 490 280 130	235 250	SINB6921420
1400 490 280 130	235 250	SINB6921440
800 580 280 130	325 250	SINB69214T1
1000 580 280 130	325 250	SINB6921401
1200 580 280 130	325 250	SINB6921421
1400 580 280 130	325 250	SINB6921441

Wooden counter top part with bag shelf for 90° curved counter

Melamine coated/veneer.
Max. load 5 kg.



W x H x D1 x D2 mm (OD)	H x D mm (ID)	Item no.
800 490 280 130	235 250	SINB69219T0
1000 490 280 130	235 250	SINB6921900
1200 490 280 130	235 250	SINB6921920
1400 490 280 130	235 250	SINB6921940
800 580 280 130	325 250	SINB69219T1
1000 580 280 130	325 250	SINB6921901
1200 580 280 130	325 250	SINB6921921
1400 580 280 130	325 250	SINB6921941

FUNCTIONS

CONFIGURATION NO. 24



Rectangular counters (with decorative boards)

Components	Article no.	Quantity
Rectangular counter - starter (W1240 x H740 mm)	SINB6000A2F	1
Rectangular counter - end (W1240 x H740 mm)	SINB6000E2F	1
Wooden front panel for rectangular counter (W1200 x H740 mm)	SINB604002F	2
Steel leg frame (H740 mm)	SINB690000F	1
Wooden decorative board - high (W600 x H740 mm)	SINB695500F	1
Wooden decorative board - narrow (W600 x H190 mm)	SINB69560A0	1

Comments to configuration


- Office chair and text are not included in price.
- All prices are based on colours and surfaces in price group A. See pages 6-7 for colours.
- We recommend the use of desk grommets, cable rails and drawer pedestals with the Inform counter.

FUNCTIONS

DECORATIVE BOARDS AND INFO SIGNS

Wooden decorative board - high

Melamine coated/veneer.



W x H x D
mm

600 740 19
600 1000 19

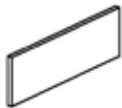
Item no.



SINB695500F
SINB6955009

Wooden decorative board - narrow

Melamine coated/veneer.



W x H x D
mm

600 190 19
800 190 19
1000 190 19
1200 190 19
1400 190 19
1600 190 19

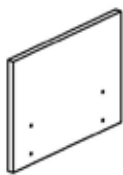
Item no.



SINB69560A0
SINB69560T0
SINB6956000
SINB6956020
SINB6956040
SINB6956060

Wooden info sign

Melamine/veneer board. Only use with wooden front panels. Do not use with acrylic front panels.



W x H x D
mm

600 430 19
800 430 19
1000 430 19
1200 430 19

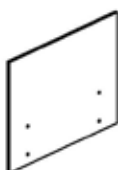
Item no.



SINB69500A0
SINB69500T0
SINB6950000
SINB6950020

Acrylic info sign (se configuration no 25.)

Acrylic frosted white glazed board. Only use with wooden front panels. Do not use with acrylic front panels.



W x H x D
mm

600 430 5
800 430 5
1000 430 5
1200 430 5

Item no.



SINB69510A0
SINB69510T0
SINB6951000
SINB6951020

FUNCTIONS

CONFIGURATION NO. 25



Rectangular counters (with acrylic info sign, desk grommet and monitor arm)

Components	Article no.	Quantity
Rectangular counter - starter (W1240 x H740 mm)	SINB6000A2F	1
Rectangular counter - end (W1240 x H740 mm)	SINB6000E2F	1
Wooden front panel for rectangular counter (W1200 x H740 mm)	SINB604002F	1
Acrylic front panel for rectangular counter (W1200 x H740 mm)	SINB604302F	1
Steel leg frame (H740 mm)	SINB690000F	1
Info sign - acrylic frosted white glazed (W600 x H430 mm)	SINB69510A0	1
Monitor arm	SXXB5610000	1

Comments to configuration

- Monitor, office chair and text are not included in price.
- All prices are based on colours and surfaces in price group A. See pages 6-7 for colours.
- We recommend the use of desk grommets, cable rails and drawer pedestals with the Inform counter.
- It is necessary to drill an Ø80 mm hole for the monitor arm on site or modify the article number for counter for predrilled hole - see pages 96-97.

FUNCTIONS

FUNCTIONAL ACCESSORIES

Desk grommet

Ø80 mm. Drill hole is not included. For placement of drill hole, see cable conduct on pages 96-97.



Material Colour

Plastic Oyster white
Plastic Black
Plastic Silver

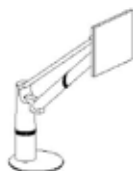
Metal Stainless steel

Item no.

SXXB6701000
SXXB670100S
SXXB670100W
SXXB670100E

Monitor arm

For placement of drill hole, see cable conduct on pages 96-97. Drill holes for monitor arm will most often be drilled on site.

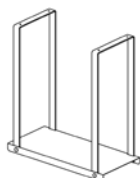


Item no.

SXXB5610000

CPU holder

Lacquered steel. Practical storage of CPU holder under counter. Does not fit with recessed counter.



W x H x D
mm

220 520 500

Item no.

SXXB8650010

Cable channel

Lacquered silver grey metal. Is bendable - can be used with both straight and curved counters. For required quantities, see below.

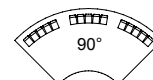
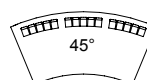
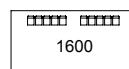
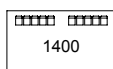


W x H x D
mm

495 70 115


Item no.

SXXB6710000



Drawer pedestal

Melamine coated/veneer. With office supplies drawer and 2/3 more drawers. 1 height unit = 64 mm. W442 x H615 x D585 mm.



Drawers

Item no.

1 drawer = 2 height units
1 drawer = 5 height units

SXXB7880025

1 drawer = 3 height units
1 drawer = 4 height units

SXXB7880034

2 drawers = 2 height units
1 drawer = 3 height units

SXXB7880223

FUNCTIONS

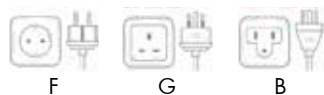
POWER SOCKETS

Power socket Square 80

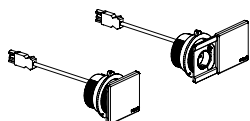
W181 x D96 mm with lid open.
With sliding lid.

Mounting hole Ø80 mm.

Worktop thickness 10-50 mm.



Colour	USB	Type	Market	Item no.	Price
Black	1	1 x F	BE/DE/DK/FR/SE	SXXB8454DE2	
White	1	1 x F	BE/DE/DK/FR/SE	SXXB8454DE1	
Black	1	1 x G	GB	SXXB8454GB2	
White	1	1 x G	GB	SXXB8454GB1	
Black	1	1 x B	US	SXXB8454US2	



Built-in power socket BackFlip

W225 x D105 mm.

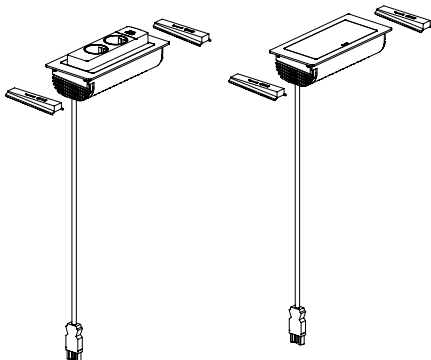
Lid flips 180 deg.

Mounting depth 53 mm.

Worktop thickness 10-40 mm.



Colour	USB	Type	Market	Item no.	Price
Stainless steel	2	2 x F	BE/DE/DK/FR/SE	SXXB8455DEE	
Stainless steel	2	2 x G	GB	SXXB8455GBE	



FUNCTIONS

POWER SOCKETS


Built-in power socket FlipTop Push

W260 x D167 mm.


Open lid with soft touch.

Mounting depth 68 mm.

Worktop thickness 10-50 mm.



Colour	USB	Type	Market	Item no.
Stainless steel	2	3 x F	BE/DE/DK/FR/SE	SXXB8456DEE
Stainless steel	2	2 x G	GB	SXXB8456GBE




Built-in power socket FrameDock

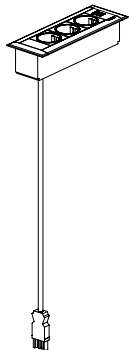
W260 x D167 mm.

Mounting depth 51 mm.

Worktop thickness 5-38 mm.

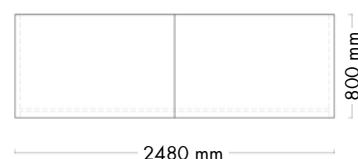


Colour	USB	Type	Market	Item no.	Price
Black	2	3 x F	BE/DE/DK/FR/SE	SXXB8457DE2	
White	2	3 x F	BE/DE/DK/FR/SE	SXXB8457DE1	
Black	2	2 x G	GB	SXXB8457GB2	
Black	2	2 x B	US	SXXB8457US2	



FRONT PANEL OPTIONS

CONFIGURATION NO. 26



Rectangular counters (with acrylic front panels and lighting)

Components	Article no.	Quantity
Rectangular counter - starter (W1240 x H740 mm)	SINB6000A2F	1
Rectangular counter - end (W1240 x H740 mm)	SINB6000E2F	1
Acrylic front panel for rectangular counter (W1200 x H740 mm)	SINB604302F	2
Light for acrylic front panel (W1200 mm)	SINB6050020	2
Steel leg frame (H740 mm)	SINB690000F	1
Monitor arm	SXXB5610000	1

Comments to configuration

- Monitor and office chair are not included in price.
- All prices are based on colours and surfaces in price group A. See pages 6-7 for colours.
- We recommend the use of desk grommets, cable rails and drawer pedestals with the Inform counter.
- It is necessary to drill an Ø80 mm hole for the monitor arm on site or modify the article number for counter for predrilled hole - see pages 96-97.
- Above article number for light is for German voltage and plug. Contact Sales for further information on voltage and plug for other countries.

FRONT PANEL OPTIONS

LED LIGHT

Create your own individual counter! You can differentiate your counter by use of acrylic front panels with light. See Design Options for acrylic front panel options. Note - the LED lighting can only be used for Standard Inform rectangular and curved counters.

Light for rectangular counter with acrylic front panel

Light mounted underneath table top on the inside of the counter. With cable and plug for the European market (except UK). Contact sales for plug and voltage for other countries.	W counter	W lamp	Watt	Item no.
	800	595	1 x 14W	SINB60500T0
	1000	895	1 x 21W	SINB6050000
	1200	895	1 x 21W	SINB6050020
	1400	1195	1 x 28W	SINB6050040
	1600	1495	1 x 35W	SINB6050060

Light for 45° and 90° curved counter with acrylic front panel

Light mounted underneath table top on the inside of the counter. With cable and plug for the European market (except UK). Contact sales for plug and voltage for other countries.	Deg.	W lamp	Watt	Item no.
	45°	595	2 x 14W	SINB6150040
	90°	595	2 x 14W	SINB6150090

FRONT PANEL OPTIONS

CONFIGURATON NO. 27



Rectangular counters (with graphics on wooden front panel)

Components	Article no.	Quantity
Rectangular counter - starter (W1240 x H740 mm)	SINB6000A2F	1
Rectangular counter - end (W1240 x H740 mm)	SINB6000E2F	1
Wooden front panel for rectangular counter (W1200 x H740 mm)	SINB604002F	2
Additional graphics to wooden front panel (W1200 x H740 mm)	SINB604202F	2
Steel leg frame (H740 mm)	SINB690000F	1
Monitor arm	SXXB5610000	1

Comments to configuration

- Monitor, key board and office chair are not included in price.
- All prices are based on colours and surfaces in price group A. See pages 6-7 for colours.
- We recommend the use of desk grommets, cable rails and drawer pedestals with the Inform counter.
- It is necessary to drill an Ø80 mm hole for the monitor arm on site or modify the article number for counter for predrilled hole - see pages 96-97.

FRONT PANEL OPTIONS

GRAPHICS

Create your own individual counter! Use the front of the counter as a display for your ideas. The Inform counter gives you the opportunity to design all wooden front panels in accordance with your wishes and requirements. Use pictures, graphics or text to make a statement!

Front image for rectangular front panel

Price for full size sticker. Smaller stickers and logos on request. Price excl. front panel.	H mm	W mm	Item no.
	740	600	SINB60420AF
	740	800	SINB60420TF
	740	1000	SINB604200F
	740	1200	SINB604202F
	740	1400	SINB604204F
	740	1600	SINB604206F
	1000	600	SINB60420A9
	1000	800	SINB60420T9
	1000	1000	SINB6042009
	1000	1200	SINB6042029
	1000	1400	SINB6042049
	1000	1600	SINB6042069

Front image for 45° curved front panel

Price for full size sticker. Smaller stickers and logos on request. Price excl. front panel.	H mm	W mm	Item no.
	740	1830	SINB614204F
	1000	1850	SINB6142049

Front image for 90° curved front panel

Price for full size sticker. Smaller stickers and logos on request. Price excl. front panel.	H mm	W mm	Item no.
	740	1830	SINB614209F
	1000	1850	SINB6142099

Front image for corner front panel

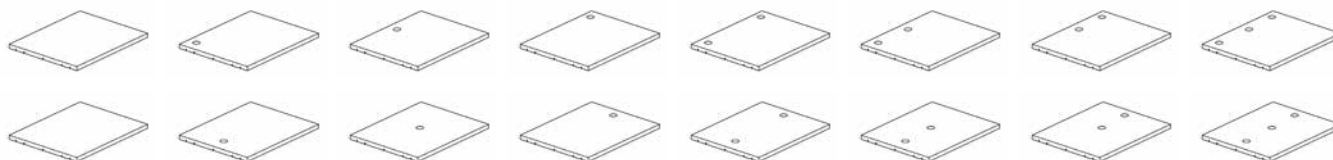
Price for full size sticker. Smaller stickers and logos on request. Price excl. front panel.	H mm	W mm	Item no.
	740	800	SINB66420TF
	1000	800	SINB66420T9

DRILL HOLES

FOR CABLE CONDUCT

It is possible to have counters delivered with predrilled holes for cable conduct. Find the article number for the counter that you wish to order and then replace the last 0 in the article number with one of the numbers 1-7 or letters L/M/R indicating the position of one or more drill holes. There is a small surcharge per drill hole. Desk grommets to be ordered separately. View the following counters from left to right, as when sitting behind the counter.

Drill hole for desk grommet for rectangular counters



No drill hole

Left

Middle

Right

Left & right

Left & middle

Middle & right

Left, middle
& right

Standard rectangular counter

SINB6000...

SINB6001...

SINB6002...

SINB6003...

SINB6004...

SINB6005...

SINB6006...

SINB6007...

Recessed rectangular counter

SINB6060...

SINB6061...

SINB6062...

SINB6063...

SINB6064...

SINB6065...

SINB6066...

SINB6067...

Special rectangular counter for height adjustable counter

SINB6070...

SINB6071...

SINB6072...

SINB6073...

SINB6074...

SINB6075...

SINB6076...

SINB6077...

Height adjustable counter

SINB68101.0

SINB68101.L

SINB68101.M

SINB68101.R

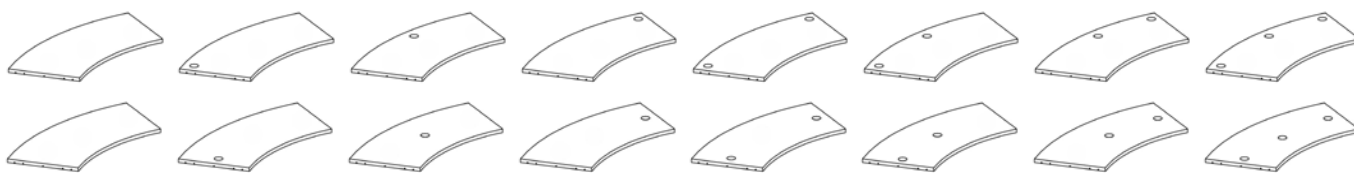
SINB68101.1

SINB68101.2

SINB68101.3

SINB68101.4

Drill hole for desk grommet for 45° and 90° curved counters



No drill hole

Left

Middle

Right

Left & right

Left & middle

Middle & right

Left, middle
& right

Standard curved counter

SINB6100.4.

SINB6101.4.

SINB6102.4.

SINB6103.4.

SINB6104.4.

SINB6105.4.

SINB6106.4.

SINB6107.4.

SINB6100.9.

SINB6101.9.

SINB6102.9.

SINB6103.9.

SINB6104.9.

SINB6105.9.

SINB6106.9.

SINB6107.9.

Recessed curved counter

SINB6160.4.

SINB6161.4.

SINB6162.4.

SINB6163.4.

SINB6164.4.

SINB6165.4.

SINB6166.4.

SINB6167.4.

SINB6160.9.

SINB6161.9.

SINB6162.9.

SINB6163.9.

SINB6164.9.

SINB6165.9.

SINB6166.9.

SINB6167.9.

Special curved counter for height adjustable counter

SINB6170.4.

SINB6171.4.

SINB6172.4.

SINB6173.4.

SINB6174.4.

SINB6175.4.

SINB6176.4.

SINB6177.4.

SINB6170.9.

SINB6171.9.

SINB6172.9.

SINB6173.9.

SINB6174.9.

SINB6175.9.

SINB6176.9.









SINB6177.9.

DRILL HOLES









FOR CABLE CONDUCT

It is possible to have counters delivered with predrilled holes for cable conduct. Find the article number for the counter that you wish to order and then replace the last 0 in the article number with one of the numbers 1-7 or letters L/M/R indicating the position of one or more drill holes. There is a small surcharge per drill hole. Desk grommets to be ordered separately. View the following counters from left to right, as when sitting behind the counter.





Drill hole for desk grommet for corner counter - transverse edge

							
No drill hole	Left	Middle	Corner	Left & corner	Left & middle	Middle & corner	Left, middle & corner
ST64140T0	ST64143T0	ST64142T0	ST64140T1	ST64143T1	ST64146T0	ST64142T1	ST64146T1

Drill hole for desk grommet for corner counter - longitudinal edge

							
No drill hole	Right	Middle	Corner	Corner & right	Middle & right	Corner & middle	Corner, middle and right
ST64140T0	ST64140T3	ST64140T2	ST64140T1	ST64140T5	ST64140T6	ST64140T4	ST64140T7

Drill hole for desk grommet for corner counter

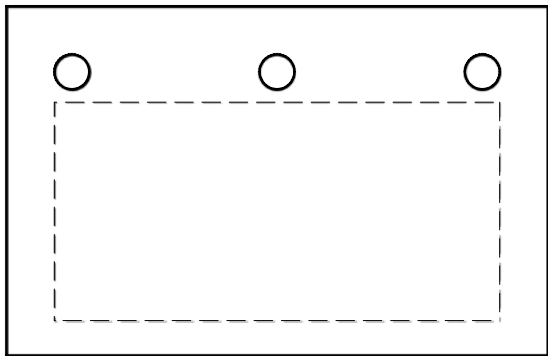
			
No drill hole	Left	Middle	Right
ST6474MT0	ST6474MTL	ST6474MTM	ST6474MTR

RFID INSTALLATION

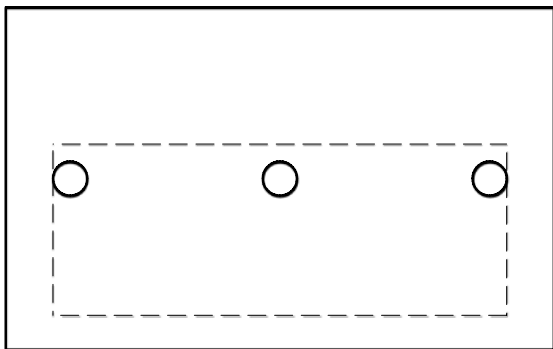
PREPARATION FOR INSTALLATION OF RFID IN COUNTERTOP

The Inform counter offers the option to install an RFID PCB under the countertop, whether straight, curved or height adjustable. The 40 mm thick countertop is recessed below the central section to allow for the optimal positioning of the RFID PCB as needed. As far as the dimension of the countertop is concerned, the central recessed section leaves a peripheral circumference of 80 mm to 110 mm to preserve the visual aesthetics of the 40 mm top. In the recessed section, the countertop is 20 mm thick, thus complying with the technical specifications of most RFID systems for counters.

RFID installation in rectangular counter



RFID installation in recessed rectangular counter



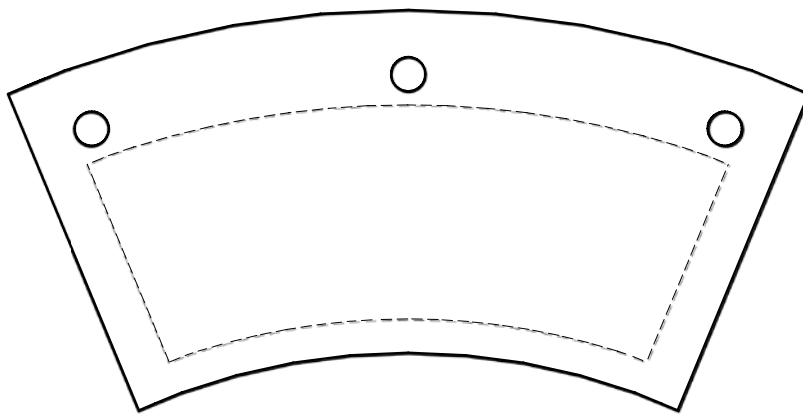
Price
EUR

RFID INSTALLATION

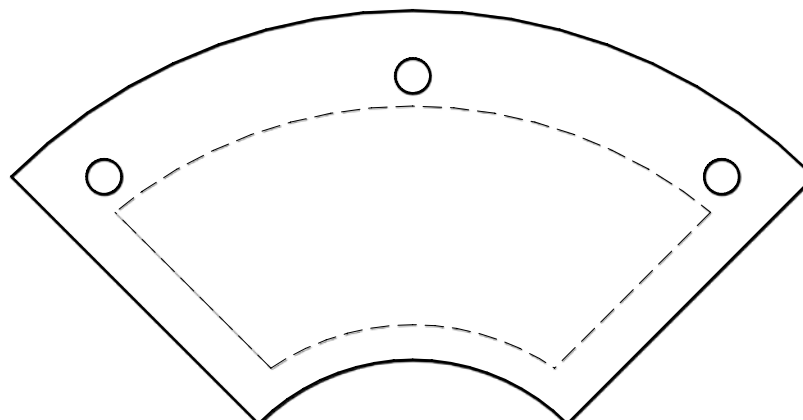
PREPARATION FOR INSTALLATION OF RFID IN COUNTERTOP

The Inform counter offers the option to install an RFID PCB under the countertop, whether straight, curved or height adjustable. The 40 mm thick countertop is recessed below the central section to allow for the optimal positioning of the RFID PCB as needed. As far as the dimension of the countertop is concerned, the central recessed section leaves a peripheral circumference of 80 mm to 110 mm to preserve the visual aesthetics of the 40 mm top. In the recessed section, the countertop is 20 mm thick, thus complying with the technical specifications of most RFID systems for counters.

RFID installation in 45° curved counters



RFID installation in 90° curved counters



Price
EUR



DANMARK

Lammhults Biblioteksdesign A/S
Dalbækvej 1
6670 Holsted

bci@bci.dk
www.bci.dk

FRANKRIG

BC Intérieur Sarl
8, Allée Lorentz
77420 Champs sur Marne

bci@bcinterieur.com
www.bcinterieur.fr

BELGIEN

SBNL - Schulz Benelux BVBA
Appelweg 94 C
3221 Holsbeek

info@sbnl.be
www.sbnl.be

SVERIGE

Lammhults Biblioteksdesign AB
Odlarevägen 16
226 60 Lund

eurobib@eurobib.se
www.eurobib.se

TYSKLAND

Schulz Speyer Bibliothekstechnik AG
Friedrich-Ebert-Straße 2a
67346 Speyer

sales@schulzspeyer.de
www.schulzspeyer.de

STORBRITANNIEN

thedesignconcept Ltd.
The Old Bakery,
10 Greenless Road
Cambuslang Belgrave Street
Glasgow G72 8JJ

info@thedesignconcept.co.uk
www.thedesignconcept.co.uk

NORGE

BS Eurobib AS
Alf Bjerckes vei 20
0582 Oslo

post@bseurobib.no
www.bseurobib.no